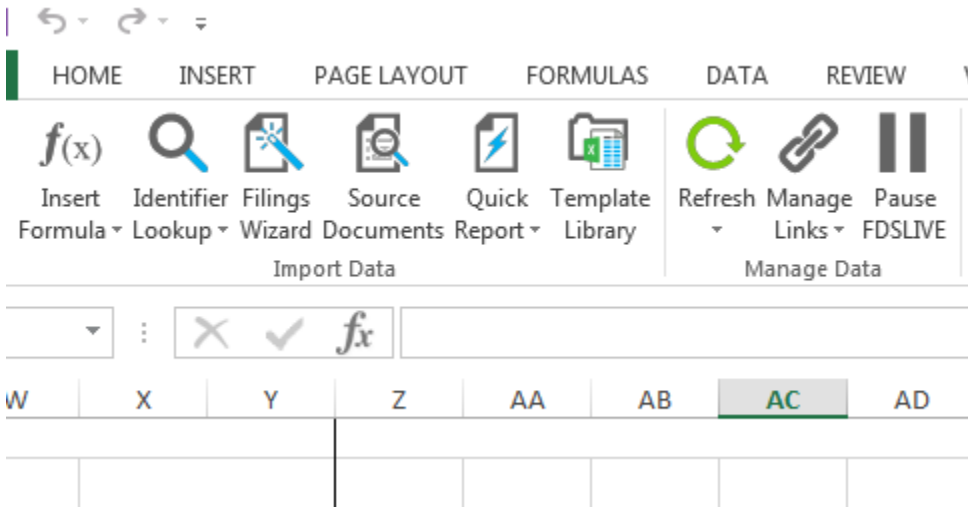
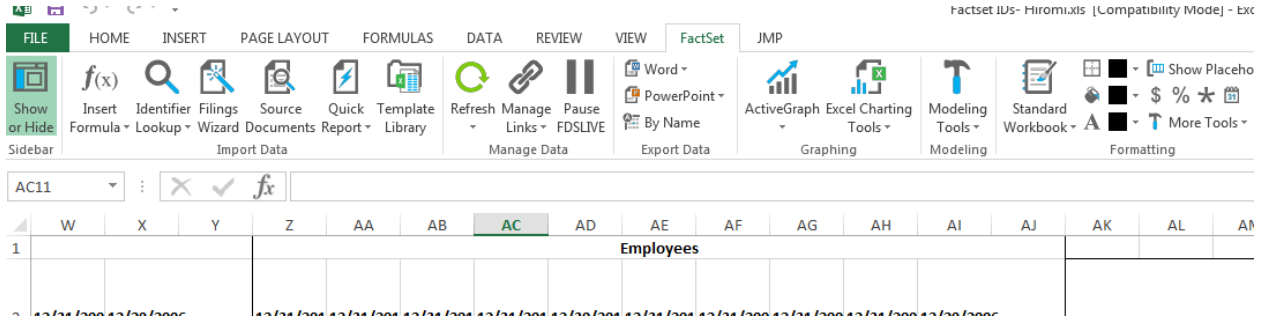



Factset – Excel Add-in



Tips:

- Click “Insert Formula” to get Factset Sidebar screen to add formulas.
- To anchor formulas, be sure to first put the first identifier in the identifier box, then put cursor in that box and click on this icon  to the right of the box to also insert the cell location. For example A3. Without doing this inserting the formulas won't work.
- Once formulas are entered click on “Refresh” to populate them with data.
- To export data in spreadsheet – click on Utilities (upper right of screen), then click “Template Management”, then “Hardcode All=FDS Codes”. And save the Excel spreadsheet as a new file.

AT

Competit

i BE

ilth Di

e cs

bH Ltc

FactSet Sidebar

Detail Insert Edit

Identifier

Enter ID

Send to Excel Create Portfolio Clear All

A3 008M8H-E NuPathe Inc.

Data Item

date

Sources List

Date: MM/DD/YY

Functions - DATE

- Indexed Price F
FactSet Global - FG_PRICE_INDEXED
- Dates F
Prices - P_DATE
- Price - High (Intraday or Close) - over Range R F
Prices - P_PRICE_HIGH
- Price - High (Intraday or Close) - over Predefin F
Prices - P_PRICE_HIGH_PR
- Price - Low (Intraday or Close) - over Range R F
Prices - P_PRICE_LOW
- Price - Low (Intraday or Close) - over Predefin F
Prices - P_PRICE_LOW_PR
- Volume - Daily - for Date Requested F
Prices - P_VOLUME_FRQ
- Consensus Estimate F
FactSet Estimates - FE_ESTIMATE
- Actual F
FactSet Estimates - FE_ACTUAL
- Surprise F
FactSet Estimates - FE_SURPRISE
- Actual Date F
FactSet Estimates - FE_ACTUAL_DATE
- Surprise Date F
FactSet Estimates - FE_SURPRISE_DATE
- Consensus Estimate Date F
FactSet Estimates - FE_ESTIMATE_DATE
- Guidance Date F
FactSet Estimates - FE_GUIDANCE_DATE

Inputs - DATE

Start Date: Latest Completed Period

End Date: Ten Years Ago

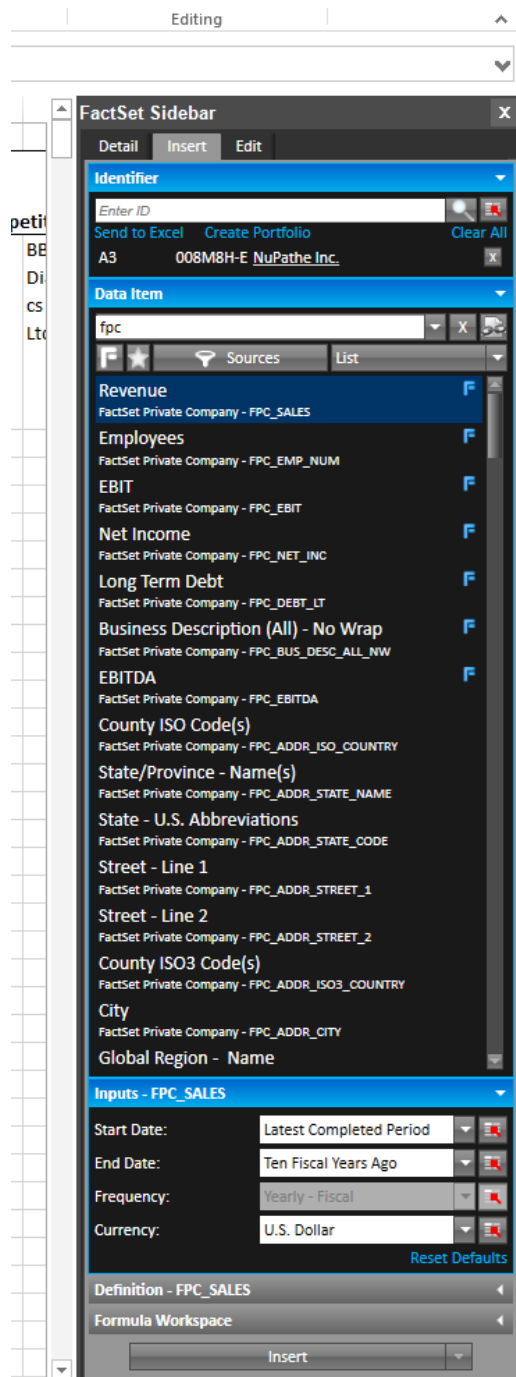
Frequency: Yearly - Calendar

Reset Defaults

Definition - DATE

Formula Workspace

Insert



fpc = Put this in the search to retrieve only Factset private company codes