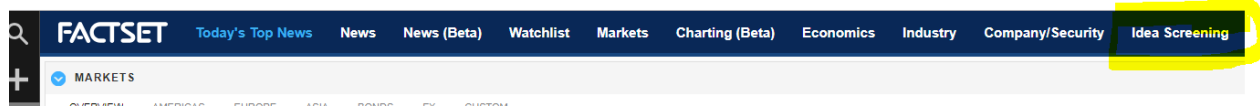
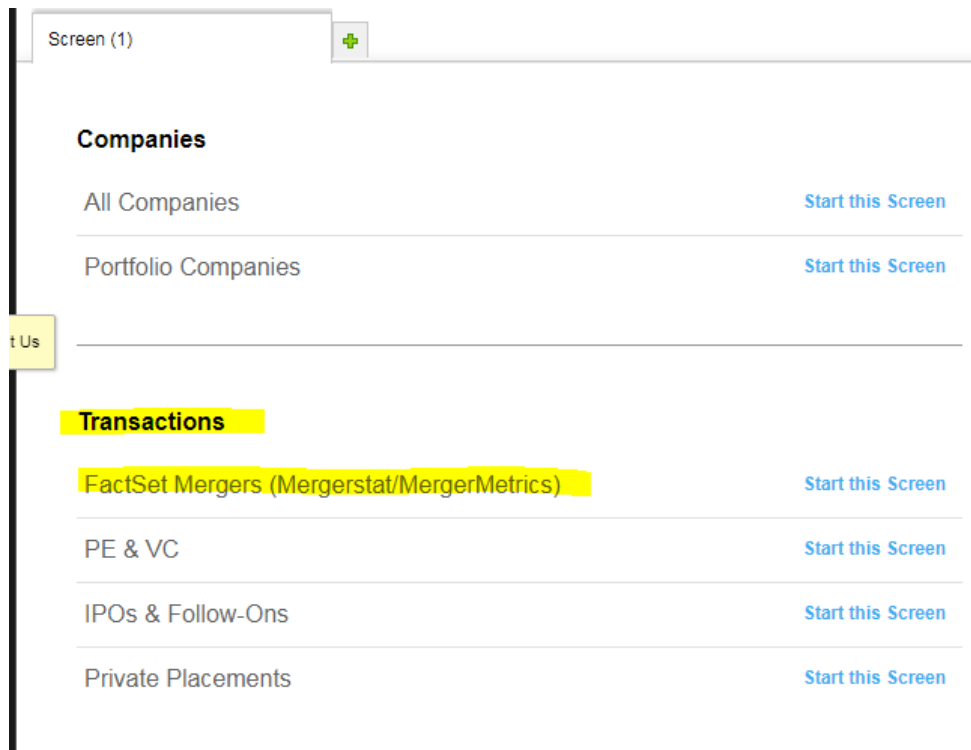


FactSet: Creating a League Table

Click **Idea Screening** at top of the FactSet screen



Under **Transactions**, click **Factset Mergers (Mergerstat/MergerMetrics)**



Creating a custom League Table is a three step process:

1. Build your search filters
2. View the results
3. Select the type of League Table you want:
 - a. Specific: Both Financial Advisors; Target Financial Advisors; Acquirer Financial Advisors

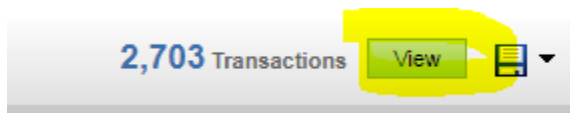
Following is an example of building a search for completed M&As in the Health Services industry for the past 3 years

Step 1: Build your custom search

The screenshot shows a search interface with a left sidebar and a main right panel. The sidebar is divided into sections: Target Company Details (17), Other Target Characteristics (10), Acquirer Company Details (23), and Private Equity / Financial Participant (15). The main panel contains several filter sections:

- Announcement Date:** Set to "Three Years Ago" to "MM/DD/YYYY".
- Transaction Value (MM):** Fields for "Min" and "Max", with an option to "Include undisclosed values".
- Deal Type:** Includes checkboxes for "Acquisition / Merger" (checked), "Majority Stake", "Minority Stake", and "Spinoff".
- Transaction Status:** Includes checkboxes for "Cancelled", "Complete" (checked), "Pending", "Rumor", and "Rumor Cancelled".
- Target Location:** Radio buttons for "Target" (selected) and "Any Sellside Participant", with a search field below.
- Target Sector/Industry:** Radio buttons for "Target" (selected) and "Any Sellside Participant", with a search field and a list of selected items including "[3350] Health Services".

Step 2: Click **View** to run the search and generate the deals

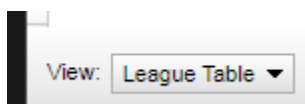


Edit Report 2,703 Transactions View

Search for transactions

Target	Target FactSet Industry	Acquirer	Announcement Date	Transaction Status	Deal Type	Transaction Value (MM)	Enterprise Value (MM)	Revenue - Target (LTM) (MM)	EV/EBITDA	Target Country
20/20 Image Fountain Hills Plc	Medical/Nursing Services	Riata Capital Group LLC; Acuity Eyecare Group	14-Mar-2018	Complete	Acquisition / Merger	-	-	-	-	United States
2344823 Ontario, Inc.	Hospital/Nursing Management	Mettrum Health Corp.	10-Jan-2017	Complete	Acquisition / Merger	10.78	10.78	-	-	Canada
4 Ways Healthcare Ltd.	Medical/Nursing Services	ECI Partners LLP	18-Sep-2018	Complete	Acquisition / Merger	-	-	16.59	-	United Kingdom
48North Cannabis Corp. /Old/	Medical/Nursing Services	Kramer Capital Corp.	5-Jan-2018	Complete	Acquisition / Merger	8.28	8.28	-	-	Canada
4DENTAL Holding NV	Medical/Nursing Services	Curaeos BV	29-Jun-2018	Complete	Acquisition / Merger	-	-	-	-	Netherlands

Step 3: In upper left of the screen, pull down **View**, select **League Table**, and then under **Financial Advisors**, select the role (**Both Financial Advisors, Target Financial Advisors, Acquirer Financial Advisors**)



Click on the Financial Advisor to view the specific deals



Rank	Target or Acquirer Financial Advisor	Transaction Value (MM)	% of Total	No. of Transactions
1	Lazard	150,215.28	54.81	19
2	Centerview Partners LLC	140,161.62	51.14	3
3	Barclays Plc	106,329.64	38.80	15
4	Goldman Sachs & Co.	102,644.45	37.45	20
5	Evercore, Inc.	96,610.83	35.25	6
6	Morgan Stanley	91,937.87	33.55	9
7	Allen & Co., Inc.	76,059.09	27.75	2
8	JPMorgan Chase & Co	43,868.42	16.01	23
9	Guggenheim Capital LLC	22,544.12	8.23	5
10	Citigroup	22,461.60	8.20	10

