



In this tutorial, we will build an advanced search to find historical deal activity. From that list, we can take a look at the individual transaction details, or we can create charts to identify trends of the overall market.

**DEALS BY REGIONS**

Europe (656)

0 1-5 6-20 > 20

**RECENT SEARCHES**

Deal Status: Completed; Deal Date: From: 01-Jan-2012; Deal Option: ...	7 min ago
Deal Status: Completed; Deal Date: From: 01-Jan-2012; Deal Option: ...	10 min ago
Deal Status: Completed; Deal Date: From: 01-Jan-2012; Deal Option: ...	13 min ago
Investor Type: Strategic Acquirers; Investor Location: United States; ...	5 hr ago
Deal Status: Completed; Post Valuation: Min: 1B; Deal Type: All VC St...	5 hr ago

Prev 1 2 3 4 ... 33 Next

**RECENT EXITS**

Company	Type	Date
AddStructure	Merger/Acquisition	23-Feb-2018
Autoflow	Merger/Acquisition	23-Feb-2018
Cajamurcia Vida y Pensiones de Seg...	Merger/Acquisition	23-Feb-2018
Cakewalk	Merger/Acquisition	23-Feb-2018
City Analysts	Merger/Acquisition	23-Feb-2018

View All (7,898)

**QUICK COUNTS**

Category	Count	Category	Count
Companies	949,089	Investments	838,6
Pre-venture	51,939	Angel & Seed	124,1
Venture Capital	105,609	VC Deals	115,0
Private Equity	116,828	PE Deals	152,1



From the Dashboard, hover over the Search icon to open the Advanced Search menu. Click **Companies & Deals**

The screenshot shows the PitchBook Dashboard interface. At the top, there is a search bar and navigation links for Help and Pitchbook Support. The main navigation sidebar on the left includes icons for Dashboard, Reports, and Search. The Search icon is highlighted with a red box, and a dropdown menu is open, showing 'Companies & Deals' as the selected option. The dropdown menu is divided into three sections: 'Universe' (listing various deal types like PE-Backed Companies, VC-Backed Companies, etc.), 'Saved Searches' (listing recent search filters), and 'Recent Exits' (a table of recent exit transactions).

Company	Type	Date
AddStructure	Merger/Acquisition	23-Feb-2018
Autoflow	Merger/Acquisition	23-Feb-2018
Cajamurcia Vida y Pensiones de Seg...	Merger/Acquisition	23-Feb-2018
Cakewalk	Merger/Acquisition	23-Feb-2018
City Analysts	Merger/Acquisition	23-Feb-2018

At the bottom right of the dashboard, there is a 'QUICK COUNTS' section with the following data:

Category	Count	Category	Count
Companies	949,089	Investments	838,8
Pre-venture	51,939	Angel & Seed	124,1
Venture Capital	105,609	VC Deals	115,0
Private Equity	116,828	PE Deals	132,1



From the Search Criteria page, the Key Fields section will display the most commonly used fields. Let's visit some of the tabs on the side so that we can have a deeper view of our options.

The screenshot shows the PitchBook search interface. The top navigation bar includes the PitchBook logo, a search bar, and links for Help and Pitchbook Support. The main header is 'Companies & Deals Search' with a search button. Below this is a search criteria section with a red box highlighting the 'Key Fields' area. This area is divided into three columns: 'Company Info', 'Industries & Keywords', and 'Deal Info'. The 'Company Info' column includes filters for Ownership Status (Privately Held, Publicly Held, etc.), Backing Status, Locations, and Year Founded. The 'Industries & Keywords' column includes filters for Keywords, Industry, and Verticals. The 'Deal Info' column includes filters for Investors, Deal Types, Deal Size (Min/Max), Deal Date (Custom Dates, Trailing Ranges), and a checkbox for 'The most recent transactions only'. A 'Search' button is located at the bottom right of the highlighted area. The sidebar on the left contains various navigation tabs such as Deal Criteria, Deal Types, Company Signals, Debt Types, Exit / Liquidity, Industry, Location, Investors, Service Providers, Company Status, Financial Data, Other Criteria, Public Comps, and Lists. At the bottom of the page, there is a copyright notice for PitchBook Data, Inc. and a 'Live chat' button.



## Click Deal Criteria

The screenshot shows the PitchBook search interface. At the top, there is a search bar with the text "Search PitchBook...". To the right of the search bar are links for "Help" and "Pitchbook Support". Below the search bar is a navigation menu with several icons. The "Deal Criteria" icon is highlighted with a red box. The main content area is titled "Companies & Deals Search" and contains a search criteria form. The form is divided into four columns: "Company Info", "Industries & Keywords", "Deal Info", and "Deal Date". The "Deal Criteria" section in the left sidebar is highlighted with a red box. The "Deal Criteria" section in the sidebar includes: Deal Types, Company Signals, Debt Types, Exit / Liquidity, Industry, Location, Investors, Service Providers, Company Status, Financial Data, Other Criteria, Public Comps, Lists, and Request a field. The "Company Info" section includes: Ownership Status (Privately Held (backing), Privately Held (no backing), In IPO Registration, Publicly Held, Acquired/Merged, Acquired/Merged (Operating Subsidiary), Out of Business), Backing Status, Locations, and Year Founded (Custom Dates, Trailing Ranges). The "Industries & Keywords" section includes: Keywords, Industry, and Verticals. The "Deal Info" section includes: Investors, Deal Types, Deal Size (Min, Max), and checkboxes for "Include deals without a deal size" and "Exclude deals without a deal size". The "Deal Date" section includes: Deal Date (Custom Dates, Trailing Ranges), From, To, and a checkbox for "The most recent transactions only". A "Search" button is located at the bottom right of the search criteria form.



Under Deal Status, click **Completed** This is selected so that we don't pull in any upcoming or cancelled transactions into our results.

The screenshot shows the PitchBook search interface. At the top, there is a search bar with the text "Search PitchBook...". Below the search bar, the page title is "Companies & Deals Search". On the left side, there is a vertical navigation menu with various icons. The main content area is divided into several sections: "Deal Info", "Deal Status", and "Additional Options". In the "Deal Status" section, the "Completed" checkbox is highlighted with a red box. Other checkboxes include "Announced/In Progress", "In Bidding Process", "Upcoming", "Postponed", and "Failed/Cancelled". The "Additional Options" section includes checkboxes for "Full transaction", "Tranche", "Include deals without a deal size", "Exclude deals without a deal size", and "Only participating preferred". There are also input fields for "Deal Size", "Deal Date", "Pre-money Val.", "Post Valuation", and "Total Raised". A "Search" button is located at the bottom right of the search criteria area.



Next, we'll want to set parameters on when the deals occurred. Click **Deal Date - From**

The screenshot shows the PitchBook search interface. The search criteria are set to 'Deal Status: Completed'. The 'Deal Date' section is expanded, showing 'Custom Dates' selected. The 'From' field is highlighted with a red box. The 'Deal Status' section shows 'Completed' checked. The 'Additional Options' section shows 'Full transaction' checked. The 'Deal Date' section also includes 'To' and 'Trailing Ranges' options. The 'Deal Info' section includes 'Deal Size', 'Pre-money Val.', 'Post Valuation', and 'Total Raised' with 'Min' and 'Max' input fields. The 'Additional Options' section includes 'Date & Size apply to:', 'Deal Size Options', and 'Participating Preferred' with various checkboxes. A 'Search' button is visible at the bottom right of the filter panel.



Type **2012** This will automatically set the Deal Date to January 1, 2012.

The screenshot shows the PitchBook search interface. The search bar at the top contains the text "2012". The search results are filtered by "Deal Status: Completed". The search criteria are as follows:

- Deal Info:** Deal Size (Min/Max), Deal Date (From: 2012, To: ), Pre-money Val. (Min/Max), Post Valuation (Min/Max), Total Raised (Min/Max).
- Deal Status:**  Completed,  Announced/In Progress,  In Bidding Process,  Upcoming,  Postponed,  Failed/Cancelled.
- Additional Options:** Date & Size apply to:  Full transaction,  Tranche; Deal Size Options:  Include deals without a deal size,  Exclude deals without a deal size; Participating Preferred:  Only participating preferred.

The "From" field in the Deal Date section is highlighted with a red box, and a tooltip shows "MM-DD-YYYY".





## Click Deal Types

The screenshot shows the PitchBook search interface. At the top, there is a search bar with the text "Search PitchBook...". Below the search bar, the page title is "Companies & Deals Search". The search filters are set to: Deal Status: Completed, Deal Date: From: 01-Jan-2012, and Deal Option: Search on a full transaction. The left sidebar contains a list of filter categories, with "Deal Types" highlighted in a red box. The main content area is divided into four sections: Deal Info, Deal Status, Additional Options, and Deal Size. The Deal Status section has "Completed" checked. The Deal Size section has "Full transaction" checked. The Deal Date section has "Custom Dates" selected with a range from 01-01-2012 to the present. The Deal Size section has "Include deals without a deal size" and "Exclude deals without a deal size" options. A "Search" button is located at the bottom right of the filter panel.





The Deal Types section allows us to determine which types of transactions we want to see. The main categories are Private Equity, Venture Capital, M&A and IPO/Liquidity.

**PitchBook** Search PitchBook... Help Pitchbook Support

Companies & Deals Search

Search by: Deal Status: Completed Deal Date: From: 01-Jan-2012 Deal Option: Search on a full transaction

**Deal Criteria (2)**

Deal Types

Company Signals

Debt Types

Exit / Liquidity

Industry

Location

Investors

Service Providers

Company Status

Financial Data

Other Criteria

Public Comps

Lists

Request a field

Private Equity	Venture Capital	Corp/Strategic M&A	IPO/Liquidity
<input type="checkbox"/> All Buyout Types	<input checked="" type="checkbox"/> All VC Stages	<input type="checkbox"/> M&A/Control Transactions	<input type="checkbox"/> Public Investments
<input type="checkbox"/> Buyout/LBO	<input type="checkbox"/> Pre/Accelerator/Incubator	<input type="checkbox"/> M&A	<input type="checkbox"/> IPO
<input type="checkbox"/> Management buyout	<input type="checkbox"/> Angel	<input type="checkbox"/> Merger of equals	<input type="checkbox"/> Secondary offering
<input type="checkbox"/> Management buy-in	<input type="checkbox"/> Seed	<input type="checkbox"/> Reverse merger	<input type="checkbox"/> Liquidity
<input type="checkbox"/> Add-on	<input type="checkbox"/> Early stage VC	<input type="checkbox"/> Non-Control Transactions	<input type="checkbox"/> Dividend recapitalization
<input type="checkbox"/> Secondary buyout	<input type="checkbox"/> Later stage VC	<input type="checkbox"/> Corporate	<input type="checkbox"/> Share repurchase
<input type="checkbox"/> Public to private	<input type="checkbox"/> Other Stages	<input type="checkbox"/> Restart corporate	<input type="checkbox"/> Dividend
<input type="checkbox"/> Privatization	<input type="checkbox"/> All Round Numbers		<input type="checkbox"/> Distress
<input type="checkbox"/> Corporate divestiture	<input type="checkbox"/> Round 1		<input type="checkbox"/> Bankruptcy: Liquidation
<input type="checkbox"/> Other	<input type="checkbox"/> Round 2		<input type="checkbox"/> Bankruptcy: Admin/Reorg
<input type="checkbox"/> Other Private Equity Types	<input type="checkbox"/> Round 3		<input type="checkbox"/> Additional Options
<input type="checkbox"/> Growth/Expansion	<input type="checkbox"/> Later rounds		
<input type="checkbox"/> PIPE	<input type="checkbox"/> All Series		
<input type="checkbox"/> Investor buyout by mgt.	<input type="checkbox"/> Seed		
<input type="checkbox"/> Exclude add-ons	<input type="checkbox"/> Series A		
	<input type="checkbox"/> Series B		
	<input type="checkbox"/> Series C		
	<input type="checkbox"/> Series D		
	<input type="checkbox"/> Later series		

Search

© 2018 PitchBook Data, Inc. All rights reserved. Terms of Use Privacy

Live chat



For our search, let's look at only Venture Capital deals. Click **All VC Stages**

The screenshot shows the PitchBook search interface. At the top, there's a search bar and navigation links for Help and Pitchbook Support. Below that, the search filters are set to: Deal Status: Completed, Deal Date: From: 01-Jan-2012, and Deal Option: Search on a full transaction. The main search area is titled 'Companies & Deals Search' and contains several filter categories: Key Fields (1), Deal Criteria (2), Deal Types, Company Signals, Debt Types, Exit / Liquidity, Industry, Location, Investors, Service Providers, Company Status, Financial Data, Other Criteria, Public Comps, and Lists. The 'Deal Criteria (2)' section is expanded, showing four columns of filters: Private Equity, Venture Capital, Corp/Strategic M&A, and IPO/Liquidity. In the 'Venture Capital' column, the 'All VC Stages' checkbox is highlighted with a red box. Other filters include 'All Buyout Types', 'M&A/Control Transactions', 'Public Investments', 'Liquidity', and 'Distress'. A 'Search' button is located at the bottom right of the filter area.





# How to Search for Deal Activity

PitchBook Data



## Click Industry

**PitchBook** Search PitchBook... Help Pitchbook Support

### Companies & Deals Search

Search by: Deal Status: Completed Deal Date: From: 01-Jan-2012 Deal Option: Search on a full transaction Deal Type: All VC Stages Search

- Key Fields (2)
- Deal Criteria (2)
- Deal Types (1)
- Company Signals
- Debt Types
- Exit / Liquidity
- Industry**
- Location
- Investors
- Service Providers
- Company Status
- Financial Data
- Other Criteria
- Public Comps
- Lists
- Request a field

#### Private Equity

- All Buyout Types
  - Buyout/LBO
  - Management buyout
  - Management buy-in
  - Add-on
  - Secondary buyout
  - Public to private
  - Privatization
  - Corporate divestiture
  - Other
- Other Private Equity Types
  - Growth/Expansion
  - PIPE
  - Investor buyout by mgt.
- Exclude add-ons

#### Venture Capital

- All VC Stages
  - Pre/Accelerator/Incubator
  - Angel
  - Seed
  - Early stage VC
  - Later stage VC
  - Other Stages
- All Round Numbers
  - Round 1
  - Round 2
  - Round 3
- Later rounds
- All Series
  - Seed
  - Series A
  - Series B
  - Series C
  - Series D
- Later series

#### Corp/Strategic M&A

- M&A/Control Transactions
  - M&A
    - Merger of equals
    - Reverse merger
  - Non-Control Transactions
    - Corporate
    - Restart corporate

#### IPO/Liquidity

- Public Investments
  - IPO
  - Secondary offering
- Liquidity
  - Dividend recapitalization
  - Share repurchase
  - Dividend
- Distress
  - Bankruptcy: Liquidation
  - Bankruptcy: Admin/Reorg
- Additional Options

Search

© 2018 PitchBook Data, Inc. All rights reserved. [Terms of Use](#) [Privacy](#) Live chat



Currently, our criteria is set up to look for all VC deals that have been completed since 2012. The next step is to determine the industry of the companies involved in these deals.

The screenshot shows the PitchBook search interface. At the top, the search bar contains "All Categories" and "Search PitchBook...". The main header displays "Companies & Deals Search 100,407 Results" with "Criteria (4)" and a "Search" button. Below the header, a red box highlights the search criteria: "Deal Status: Completed", "Deal Date: From: 01-Jan-2012", "Deal Option: Search on a full transaction", and "Deal Type: All VC Stages".

The left sidebar lists various filters: Key Fields (2), Deal Criteria (2), Deal Types (1), Company Signals, Debt Types, Exit / Liquidity, Industry (selected), Location, Investors, Service Providers, Company Status, Financial Data, Other Criteria, Public Comps, Lists, and Request a Field.

The main content area is titled "Industries, Verticals & Keywords". It features a search box with the placeholder text "Type industries, verticals, and keywords" and a "Search Logic" section with radio buttons for "OR" (selected), "AND", and "Custom". Below the search box is a "Guide to Industry Search" link.

Under the "Industries" section, there is a "Hide All Industries and Verticals" button and a list of industries with checkboxes and counts:

- 1. Business Products and Services (B2B) 581,929
- 2. Consumer Products and Services (B2C) 389,902
- 3. Energy 44,163
- 4. Financial Services 99,829
- 5. Healthcare 138,646
- 6. Information Technology 300,331
- 7. Materials and Resources 62,361

Under the "Verticals" section, there is a list of verticals with checkboxes and counts:

- 1. 3D Printing 1,057
- 2. AdTech 5,397
- 3. Advanced Manufacturing 702
- 4. AgTech 3,935
- 5. Artificial Intelligence & Machine Learning 7,861
- 6. AudioTech 1,227
- 7. Augmented Reality 1,089
- 8. Autonomous cars 294
- 9. B2B Payments 370
- 10. Beauty 504
- 11. Big Data 7,863
- 12. Cannabis 1,788
- 13. Car-Sharing 150
- 14. CleanTech 19,943
- 15. Construction Technology 568
- 16. Cryptocurrency/Blockchain 2,600
- 17. Cybersecurity 6,408
- 18. Digital Health 2,234
- 19. E-Commerce 16,998

A "Live chat" button is visible in the bottom right corner.



There are seven main Industry Sectors, and housed within each sector are Industry Groups. Click + to expand Information Technology

The screenshot shows the PitchBook search interface. At the top, there's a search bar with 'All Categories' and 'Search PitchBook...'. Below that, the search results are displayed for 'Companies & Deals Search 100,407 Results'. The search criteria are: Deal Status: Completed, Deal Date: From: 01-Jan-2012, Deal Option: Search on a full transaction, Deal Type: All VC Stages. The left sidebar shows various filters like Key Fields, Deal Criteria, Deal Types, Company Signals, Debt Types, Exit / Liquidity, Industry, Location, Investors, Service Providers, Company Status, Financial Data, Other Criteria, Public Comps, and Lists. The 'Industry' filter is selected, and the 'Industries, Verticals & Keywords' section is expanded. The 'Industries' list includes: 1. Business Products and Services (B2B) 581,929, 2. Consumer Products and Services (B2C) 389,902, 3. Energy 44,163, 4. Financial Services 99,829, 5. Healthcare 138,646, 6. Information Technology 300,331 (highlighted with a red box and a plus sign), and 7. Materials and Resources 62,361. The 'Verticals' list includes 19 categories from 3D Printing to E-Commerce. The search logic is set to 'OR'.



Click to select the **Software** industry group

The screenshot shows the PitchBook search interface. At the top, there's a search bar with "All Categories" and "Search PitchBook...". Below the search bar, the main heading is "Companies & Deals Search 100,407 Results" with "Criteria (4)" and a "Search" button. The search filters are: Deal Status: Completed, Deal Date: From: 01-jan-2012, Deal Option: Search on a full transaction, Deal Type: All VC Stages. The left sidebar shows various filters like Key Fields, Deal Criteria, Deal Types, Company Signals, Debt Types, Exit / Liquidity, Industry (selected), Location, Investors, Service Providers, Company Status, Financial Data, Other Criteria, Public Comps, and Lists. The main content area is titled "Industries, Verticals & Keywords" and contains a search input field with the placeholder "Type industries, verticals, and keywords". Below this, there are two columns of industry and vertical options. The "Industries" column lists 7 categories, with "6.5. Software 232,003" highlighted with a red box. The "Verticals" column lists 19 sub-categories. A "Search Logic" section on the right shows "OR" selected. A "Live chat" button is visible in the bottom right corner.

Industry	Count
1. Business Products and Services (B2B)	581,929
2. Consumer Products and Services (B2C)	389,902
3. Energy	44,163
4. Financial Services	99,829
5. Healthcare	138,646
6. Information Technology	300,331
6.1. Communications and Networking	23,040
6.2. Computer Hardware	17,437
6.3. Semiconductors	3,503
6.4. IT Services	67,272
6.5. Software	232,003
6.6. Other Information Technology	13,747
7. Materials and Resources	62,361

Vertical	Count
1. 3D Printing	1,057
2. AdTech	5,397
3. Advanced Manufacturing	702
4. AgTech	3,935
5. Artificial Intelligence & Machine Learning	7,861
6. AudioTech	1,227
7. Augmented Reality	1,089
8. Autonomous cars	294
9. B2B Payments	370
10. Beauty	504
11. Big Data	7,863
12. Cannabis	1,788
13. Car-Sharing	150
14. CleanTech	19,943
15. Construction Technology	568
16. Cryptocurrency/Blockchain	2,600
17. Cybersecurity	6,408
18. Digital Health	2,234
19. E-Commerce	16,998



Every company in the PitchBook Platform is associated with at least one industry, and some might be sorted into multiple industries. Click **Search Primary Industry Only** to focus our search on companies that are primarily within the Software space.

The screenshot shows the PitchBook search interface. At the top, there's a search bar with "Search PitchBook..." and a search button. Below the search bar, the results are displayed as "Companies & Deals Search 59,951 Results". The search criteria are: Deal Status: Completed, Deal Date: From: 01-Jan-2012, Deal Option: Search on a full transaction, Deal Type: All VC Stages, and Industries: Information Technology > Software. The left sidebar shows various filters like Key Fields, Deal Criteria, Deal Types, Company Signals, Debt Types, Exit / Liquidity, Industry (1), Location, Investors, Service Providers, Company Status, Financial Data, Other Criteria, Public Comps, and Lists. The main content area is titled "Industries, Verticals & Keywords". It shows a search box with "Software (Industry)" and a "Search Primary Industry Only" checkbox, which is highlighted with a red box. Below the search box, there are suggestions for keywords and verticals. The "Industries" list includes: 1. Business Products and Services (B2B) 581,929, 2. Consumer Products and Services (B2C) 389,902, 3. Energy 44,163, 4. Financial Services 99,829, 5. Healthcare 138,646, 6. Information Technology 300,331, 6.1. Communications and Networking 23,040, 6.2. Computer Hardware 17,437, 6.3. Semiconductors 3,503, 6.4. IT Services 67,272, 6.5. Software 232,003, 6.6. Other Information Technology 13,747, 7. Materials and Resources 62,361. The "Verticals" list includes: 1. 3D Printing 1,057, 2. AdTech 5,397, 3. Advanced Manufacturing 702, 4. AgTech 3,935, 5. Artificial Intelligence & Machine Learning 7,861, 6. AudioTech 1,227, 7. Augmented Reality 1,089, 8. Autonomous cars 294, 9. B2B Payments 370, 10. Beauty 504, 11. Big Data 7,863, 12. Cannabis 1,788, 13. Car-Sharing 150, 14. CleanTech 19,943, 15. Construction Technology 568.



# How to Search for Deal Activity

PitchBook Data



## Click Location

The screenshot shows the PitchBook search interface. At the top, the search bar contains "Search PitchBook...". The main header displays "Companies & Deals Search 41,189 Results" with "Criteria (6)" and a "Search" button. Below the header, search filters are applied: Deal Status: Completed, Deal Date: From: 01-jan-2012, Deal Option: Search on a full transaction, Deal Type: All VC Stages, Industries: Information Technology > Software, and Search Primary Industry Only. A sidebar on the left lists various search criteria, with "Location" highlighted in a red box. The main content area is titled "Industries, Verticals & Keywords" and shows a search for "Software (Industry)". It includes a "Search Logic" section with "OR" selected, and a "Suggestions" section with options like "+ platform (Keyword)", "+ software platform (Keyword)", "+ software (Keyword)", "+ SaaS (Vertical)", and "+ IT Consulting and Outsourcing (Industry)". Below this, there are two columns of filters: "Industries" and "Verticals". The "Industries" list includes "6.5. Software" with 232,003 results, which is selected. The "Verticals" list includes "14. CleanTech" with 10,043 results.

**Industries**

- 1. Business Products and Services (B2B) 581,929
- 2. Consumer Products and Services (B2C) 389,902
- 3. Energy 44,163
- 4. Financial Services 99,829
- 5. Healthcare 138,646
- 6. Information Technology 300,331
  - 6.1. Communications and Networking 23,040
  - 6.2. Computer Hardware 17,437
  - 6.3. Semiconductors 3,503
  - 6.4. IT Services 67,272
  - 6.5. Software 232,003
  - 6.6. Other Information Technology 13,747
- 7. Materials and Resources 62,361

**Verticals**

- 1. 3D Printing 1,057
- 2. AdTech 5,397
- 3. Advanced Manufacturing 702
- 4. AgTech 3,935
- 5. Artificial Intelligence & Machine Learning 7,861
- 6. AudioTech 1,227
- 7. Augmented Reality 1,089
- 8. Autonomous cars 294
- 9. B2B Payments 370
- 10. Beauty 504
- 11. Big Data 7,863
- 12. Cannabis 1,788
- 13. Car-Sharing 150
- 14. CleanTech 10,043





# How to Search for Deal Activity

PitchBook Data



Click **United States**

**PitchBook** Search PitchBook... Help Pitchbook Support

### Companies & Deals Search

Search by: Deal Status: **Completed** Deal Date: **From: 01-Jan-2012** Deal Option: **Search on a full transaction** Deal Type: **All VC Stages**

Industry: **Information Technology > Software** Search Primary Industry Only

**Key Fields (4)**  
**Deal Criteria (2)**  
**Deal Types (1)**  
Company Signals  
Debt Types  
Exit / Liquidity  
**Industry (2)**  
Location  
Investors  
Service Providers  
Company Status  
Financial Data  
Other Criteria  
Public Comps  
Lists  
Request a field

**General Regions**

- United States**
- Canada
- Europe
- Americas
- Asia
- Africa
- Middle East
- Oceania

**Specific Locations**

Countries:

Cities:

Post Codes:

Other Options

**Location Type**

Search HQ Only  
 Any office location

**Search**

© 2018 PitchBook Data, Inc. All rights reserved.  
[Terms of Use](#) [Privacy](#)

**Live chat**



Click **Search HQ Only**

The screenshot shows the PitchBook search interface. At the top, there is a search bar with the text "Search PitchBook...". Below this, the "Companies & Deals Search" section is visible. The search criteria are set to: Deal Status: Completed, Deal Date: From: 01-Jan-2012, Deal Option: Search on a full transaction, Deal Type: All VC Stages, Industry: Information Technology > Software, Search Primary Industry Only, and Location: United States. The "Location Type" section is highlighted, showing two radio button options: "Search HQ Only" (which is selected and highlighted with a red box) and "Any office location". A "Search" button is located at the bottom right of the search criteria section. The footer contains the copyright notice: © 2018 PitchBook Data, Inc. All rights reserved. Terms of Use Privacy. A "Live chat" button is also present in the bottom right corner.



Let's recap our search. We're looking for any type of Venture Capital deal completed since 2012, for Software companies based in the United States.

The screenshot shows the PitchBook search interface. At the top, there is a search bar and navigation links for Help and Pitchbook Support. The main section is titled "Companies & Deals Search" and contains several filter categories:

- Deal Status:** Completed
- Deal Date:** From: 01-Jan-2012
- Deal Option:** Search on a full transaction
- Deal Type:** All VC Stages
- Industry:** Information Technology > Software
- Location:** United States

Below these filters, there are sections for "General Regions" (with "United States" selected), "Specific Locations" (Countries, Cities, Post Codes), and "Location Type" (with "Search HQ Only" selected). A "Search" button is located at the bottom right of the filter area.



## Click Search

**PitchBook** Search PitchBook... Help Pitchbook Support

### Companies & Deals Search

Search by: Deal Status: Completed Deal Date: From: 01-Jan-2012 Deal Option: Search on a full transaction Deal Type: All VC Stages

Industry: Information Technology > Software Search Primary Industry Only Location: United States Search HQ Only

**Key Fields (6)**  
**Deal Criteria (2)**  
**Deal Types (1)**  
Company Signals  
Debt Types  
Exit / Liquidity  
**Industry (2)**  
Location (1)  
Investors  
Service Providers  
Company Status  
Financial Data  
Other Criteria  
Public Comps  
Lists  
Request a field

**General Regions**

- United States
- Canada
- Europe
- Americas
- Asia
- Africa
- Middle East
- Oceania

**Specific Locations**

Countries

Cities

Post Codes

Other Options

**Location Type**

- Search HQ Only
- Any office location

**Search**

© 2018 PitchBook Data, Inc. All rights reserved.  
[Terms of Use](#) [Privacy](#)

Live chat



The Search Results page will first show us a list of companies that have gone through any deals that match our criteria. We can see that they're tagged to the Software industry, while also being located in the U.S.

**PitchBook** Search PitchBook... Help Pitchbook Support

**Companies & Deals** 16,464 Companies Modify Search

Search criteria (7)   
 Deal Status: Completed Deal Date: From: 01-Jan-2012 Deal Option: Search on a full transaction Deal Type: All VC Stages Industry: Information Technology > Software Search Primary Industry Only Location: United States Search HQ Only

Companies Deals Investors Analytics Charts

16,464 Companies View Add Columns Save as List Download to Excel Export to Salesforce Analytics Charts Public Financials

0 Selected   
 Select All Select Top 25 Invert Selected Deselect All   
 Select Page Show Selected Only Remove Selected   
 Layout: Industry Save As

#	Company Name	Industry Vertical	Primary Industry Sector	Primary Industry Group	Primary Industry Code	HQ Location	Ownership Status	Last Financing Date	Last Deal
1	(jigsaw)	EdTech	Information Technology	Software	Communication Software	Gainesville, GA	Privately Held (backing)	17-Feb-2012	Seed
2	.Club Domains		Information Technology	Software	Business/Productivity Software	Fort Lauderdale, FL	Privately Held (backing)	02-Apr-2015	Early
3	/blossom		Information Technology	Software	Business/Productivity Software	Saint Louis, MO	Privately Held (backing)	27-Jul-2017	Accel
4	@Pay	FinTech, Mobile	Information Technology	Software	Financial Software	Albuquerque, NM	Privately Held (backing)	01-Jul-2012	Angel
5	@Risk Technologies	Artificial Intelligence & M...	Information Technology	Software	Business/Productivity Software	Dallas, TX	Privately Held (backing)	16-Aug-2017	Seed
6	[x+1]	Marketing Tech, Mobile, ...	Information Technology	Software	Application Software	New York, NY	Acquired/Merged	05-Sep-2014	Merg
7	0xproject		Information Technology	Software	Application Software	San Francisco, CA	Privately Held (backing)	01-May-2017	Seed
8	1 Mainstream		Information Technology	Software	Application Software	Cupertino, CA	Acquired/Merged	28-Feb-2016	Merg
9	10 By 10 (Recruitment agency)	HR Tech	Information Technology	Software	Social/Platform Software	San Francisco, CA	Privately Held (backing)	21-Aug-2017	Accel
10	10x Hopper	Digital Health, Mobile	Information Technology	Software	Application Software	Boston, MA	Privately Held (backing)	21-Jan-2014	Seed
11	101 Commerce	E-Commerce	Information Technology	Software	Social/Platform Software	Austin, TX	Privately Held (backing)	01-Jan-2018	Early
12	10-4 Systems		Information Technology	Software	Application Software	Boulder, CO	Acquired/Merged (Operati...	13-Sep-2017	Merg
13	10Acious	Mobile	Information Technology	Software	Application Software	Louisville, KY	Out of Business		Bankr
14	10X10 Room		Information Technology	Software	Entertainment Software	Lexington, MA	Privately Held (backing)	23-Sep-2012	Produ
15	12 Labs	LOHAS & Wellness	Information Technology	Software	Application Software	Palo Alto, CA	Privately Held (backing)	24-May-2016	Early
16	12Inexus	SaaS	Information Technology	Software	Social/Platform Software	Providence, RI	Privately Held (backing)	18-Oct-2016	Angel
17	128 Technology	Cybersecurity, SaaS	Information Technology	Software	Network Management Software	Burlington, MA	Privately Held (backing)	31-May-2017	Later
18	12fps	Mobile	Information Technology	Software	Social/Platform Software	Santa Fe, NM	Privately Held (backing)	01-Jan-2015	Accel
19	15Five	SaaS	Information Technology	Software	Network Management Software	San Francisco, CA	Privately Held (backing)	02-Oct-2014	Seed
20	17hats	SaaS	Information Technology	Software	Application Software	Pasadena, CA	Privately Held (backing)	01...	

Show 25 < 1 2 3 ... 659 > Live chat



Click the Deals tab.

**PitchBook** Search PitchBook... Help Pitchbook Support

**Companies & Deals** 31,354 Deals Modify Search

Search criteria (7) ▾

Deal Status: Completed Deal Date: From: 01-Jan-2012 Deal Option: Search on a full transaction Deal Type: All VC Stages Industry: Information Technology > Software Search Primary Industry Only Location: United States Search HQ Only

**Companies** **Deals** Investors Analytics Charts

16,464 Companies View Add Columns Save as List Download to Excel Export to Salesforce Analytics Charts Public Financials

0 Selected Select All Select Top 25 Invert Selected Deselect All Select Page Show Selected Only Remove Selected Layout Industry Save As

#	<input type="checkbox"/> Company Name	↑ ↓	Industry Vertical	Primary Industry Sector	Primary Industry Group	Primary Industry Code	HQ Location	Ownership Status	Last Financing Date	Last Deal
1	<input type="checkbox"/> <a href="#">(jigsaw)</a>	×	EdTech	Information Technology	Software	Communication Software	Gainesville, GA	Privately Held (backing)	17-Feb-2012	Seed
2	<input type="checkbox"/> <a href="#">.Club Domains</a>	×		Information Technology	Software	Business/Productivity Software	Fort Lauderdale, FL	Privately Held (backing)	02-Apr-2015	Early
3	<input type="checkbox"/> <a href="#">/blossom</a>	×		Information Technology	Software	Business/Productivity Software	Saint Louis, MO	Privately Held (backing)	27-Jul-2017	Accei
4	<input type="checkbox"/> <a href="#">@Pay</a>	×	FinTech, Mobile	Information Technology	Software	Financial Software	Albuquerque, NM	Privately Held (backing)	01-Jul-2012	Angel
5	<input type="checkbox"/> <a href="#">@Risk Technologies</a>	×	Artificial Intelligence & M...	Information Technology	Software	Business/Productivity Software	Dallas, TX	Privately Held (backing)	16-Aug-2017	Seed
6	<input type="checkbox"/> <a href="#">[x+1]</a>	×	Marketing Tech, Mobile, ...	Information Technology	Software	Application Software	New York, NY	Acquired/Merged	05-Sep-2014	Merg
7	<input type="checkbox"/> <a href="#">0xproject</a>	×	Cryptocurrency/Blockch...	Information Technology	Software	Application Software	San Francisco, CA	Privately Held (backing)	01-May-2017	Seed
8	<input type="checkbox"/> <a href="#">1 Mainstream</a>	×	SaaS	Information Technology	Software	Application Software	Cupertino, CA	Acquired/Merged	28-Feb-2016	Merg
9	<input type="checkbox"/> <a href="#">10 By 10 (Recruitment agency)</a>	×	HR Tech	Information Technology	Software	Social/Platform Software	San Francisco, CA	Privately Held (backing)	21-Aug-2017	Accei
10	<input type="checkbox"/> <a href="#">10% Happier</a>	×	Digital Health, Mobile	Information Technology	Software	Application Software	Boston, MA	Privately Held (backing)	21-Jan-2014	Seed
11	<input type="checkbox"/> <a href="#">101 Commerce</a>	×	E-Commerce	Information Technology	Software	Social/Platform Software	Austin, TX	Privately Held (backing)	01-Jan-2018	Early
12	<input type="checkbox"/> <a href="#">10-4 Systems</a>	×		Information Technology	Software	Application Software	Boulder, CO	Acquired/Merged (Operati...	13-Sep-2017	Merg
13	<input type="checkbox"/> <a href="#">10Acious</a>	×	Mobile	Information Technology	Software	Application Software	Louisville, KY	Out of Business		Bankr
14	<input type="checkbox"/> <a href="#">10X10 Room</a>	×		Information Technology	Software	Entertainment Software	Lexington, MA	Privately Held (backing)	23-Sep-2012	Produ
15	<input type="checkbox"/> <a href="#">12 Labs</a>	×	LOHAS & Wellness	Information Technology	Software	Application Software	Palo Alto, CA	Privately Held (backing)	24-May-2016	Early
16	<input type="checkbox"/> <a href="#">121nexus</a>	×	SaaS	Information Technology	Software	Social/Platform Software	Providence, RI	Privately Held (backing)	18-Oct-2016	Angel
17	<input type="checkbox"/> <a href="#">128 Technology</a>	×	Cybersecurity, SaaS	Information Technology	Software	Network Management Software	Burlington, MA	Privately Held (backing)	31-May-2017	Later
18	<input type="checkbox"/> <a href="#">12fps</a>	×	Mobile	Information Technology	Software	Social/Platform Software	Santa Fe, NM	Privately Held (backing)	01-Jan-2015	Accei
19	<input type="checkbox"/> <a href="#">15Five</a>	×	SaaS	Information Technology	Software	Network Management Software	San Francisco, CA	Privately Held (backing)	02-Oct-2014	Seed
20	<input type="checkbox"/> <a href="#">17hats</a>	×	SaaS	Information Technology	Software	Application Software	Pasadena, CA	Privately Held (backing)	01-	01-

Show 25 < 1 2 3 ... 659 > Live chat



The Deals tab will display a list of all transactions that match our criteria. There are many Deal Types surfacing but they all fall within the Venture Capital category. Let's try sorting some of the columns to get a different view.

The screenshot shows the PitchBook interface with the following search criteria:

- Deal Status: Completed
- Deal Date: From: 01-Jan-2012
- Deal Option: Search on a full transaction
- Deal Type: All VC Stages
- Industry: Information Technology > Software
- Search Primary Industry Only
- Location: United States

The table below shows the search results, with columns sorted by Deal Date (ascending):

#	Company Name	Deal Date	Deal Type	Deal Type 2	Deal Size	Post Valuation	Investors	Deal Synopsis	HQ Location
1	(jigsaw)	17-Feb-2012	Seed Round	Seed	0.90			The company raised \$900,000 of seed funding...	Gainesville, GA
2	.Club Domains	10-Jun-2013	Early Stage VC				Martin-Luc Archambault (Martin-Luc ...	The company raised \$7 million of venture fund...	Fort Lauderdale, FL
3	.Club Domains	19-Feb-2012	Angel (individual)	Angel	1.20			The company raised \$1.2 million of angel fundi...	Fort Lauderdale, FL
4	/blossom	27-Jul-2017	Accelerator/Incubator		0.10	1.25	Ameren Accelerator	The company joined Ameren Accelerator as pa...	Saint Louis, MO
5	@Pay	01-Jul-2012	Angel (individual)	Angel	3.50			The company raised \$3.5 million of angel fundi...	Albuquerque, NM
6	@Risk Technologies	16-Aug-2017	Seed Round	Seed	2.00			The company raised \$2 million of seed funding...	Dallas, TX
7	[x+1]	03-Apr-2012	Later Stage VC	Series C	4.18	100.00	Advanced Technology Ventures (Rob...	The company raised \$4.18 million in venture f...	New York, NY
8	0xproject	01-May-2017	Seed Round	Seed			Blockchain Capital, FinForge, Fintech ...	The company raised an undisclosed amount of...	San Francisco, CA
9	1 Mainstream	29-Jul-2013	Early Stage VC				Daniel Leff (Daniel Leff), DCM Ventur...	The company raised an undisclosed amount of...	Cupertino, CA
10	10 by 10 (Recruitment agency)	21-Aug-2017	Accelerator/Incubator		0.12	1.71	Y Combinator	The company joined Y Combinator as a part of ...	San Francisco, CA
11	10% Happier	21-Jan-2014	Seed Round	Seed	1.40	5.28	Bantam Group, Bridge Boys, Eniac Ve...	The company raised \$1.4 million of seed fundi...	Boston, MA
12	101 Commerce	01-Jan-2018	Early Stage VC				Next Coast Ventures	The company raised an undisclosed amount of...	Austin, TX
13	10-4 Systems	27-Jun-2016	Angel (individual)	Series A		13.90		The company raised \$13.9 million of series A a...	Boulder, CO
14	10Acious	01-Feb-2012	Early Stage VC	Series A	1.80	29.90	Celeb Investments, Don Blackburn (D...	The company raised \$1.8 million of Series A ve...	Louisville, KY
15	10X10 Room	23-Sep-2012	Product Crowdfunding		0.08			The company raised \$75,886 of product crowd...	Lexington, MA
16	12 Labs	24-May-2016	Early Stage VC		0.10		Serra Ventures	The company raised \$100,000 of venture fundi...	Palo Alto, CA
17	12 Labs	05-Aug-2014	Seed Round	Seed	0.77	5.27	Marc Benioff (Marc Benioff), Serra Ve...	The company raised \$765,000 of seed funding...	Palo Alto, CA
18	121nexus	18-Oct-2016	Angel (individual)	Angel	0.10			The company raised \$100,000 of angel fundin...	Providence, RI
19	121nexus	01-Jan-2014	Grant		0.23		National Science Foundation, Rhode ...	The company received \$225,000 of grant fundi...	Providence, RI
20	121nexus	22-Jan-2013	Seed Round	Seed	0.50		Mayfly Capital	The company raised \$500,000 of seed funding...	Providence, RI



# How to Search for Deal Activity

PitchBook Data



Click Deal Date

PitchBook Search PitchBook... Help Pitchbook Support

## Companies & Deals 31,354 Deals

Search criteria (7) Modify Search

Deal Status: Completed Deal Date: From: 01-Jan-2012 Deal Option: Search on a full transaction Deal Type: All VC Stages Industry: Information Technology > Software Search Primary Industry Only Location: United States

Search HQ Only

Companies Deals Investors Analytics Charts

31,354 Deals View Add Columns Download to Excel Analytics Charts Public Financials

0 Selected Select All Select Top 25 Invert Selected Deselect All Select Page Show Selected Only Remove Selected Layout Deal General Informa... Save As

#	Company Name	Deal Date	Deal Type	Deal Type 2	Deal Size	Post Valuation	Investors	Deal Synopsis	HQ Location
1	<a href="#">Jigsaw</a>	17-Feb-2012	Seed Round	Seed	0.90			The company raised \$900,000 of seed funding ...	Gainesville, GA
2	<a href="#">Club Domains</a>	10-Jun-2013	Early Stage VC		7.00		Martin-Luc Archambault (Martin-Luc ...	The company raised \$7 million of venture fund...	Fort Lauderdale, FL
3	<a href="#">Club Domains</a>	19-Feb-2012	Angel (Individual)	Angel	1.20			The company raised \$1.2 million of angel fundi...	Fort Lauderdale, FL
4	<a href="#">/blossom</a>	27-Jul-2017	Accelerator/Incubator		0.10	1.25	Ameren Accelerator	The company joined Ameren Accelerator as pa...	Saint Louis, MO
5	<a href="#">@Pay</a>	01-Jul-2012	Angel (Individual)	Angel	3.50			The company raised \$3.5 million of angel fundi...	Albuquerque, NM
6	<a href="#">@Risk Technologies</a>	16-Aug-2017	Seed Round	Seed	2.00			The company raised \$2 million of seed funding...	Dallas, TX
7	<a href="#">[x-1]</a>	03-Apr-2012	Later Stage VC	Series C	4.18	100.00	Advanced Technology Ventures (Rob...	The company raised \$4.18 million in venture f...	New York, NY
8	<a href="#">Oxproject</a>	01-May-2017	Seed Round	Seed			Blockchain Capital, FinForge, Fintech ...	The company raised an undisclosed amount of...	San Francisco, CA
9	<a href="#">1 Mainstream</a>	29-Jul-2013	Early Stage VC				Daniel Leff (Daniel Leff), DCM Ventur...	The company raised an undisclosed amount of...	Cupertino, CA
10	<a href="#">10 By 10 (Recruitment agency)</a>	21-Aug-2017	Accelerator/Incubator		0.12	1.71	Y Combinator	The company joined Y Combinator as a part of ...	San Francisco, CA
11	<a href="#">10% Happier</a>	21-Jan-2014	Seed Round	Seed	1.40	5.28	Bantam Group, Bridge Boys, Eniac Ve...	The company raised \$1.4 million of seed fundi...	Boston, MA
12	<a href="#">101 Commerce</a>	01-Jan-2018	Early Stage VC				Next Coast Ventures	The company raised an undisclosed amount of...	Austin, TX
13	<a href="#">10-4 Systems</a>	27-Jun-2016	Angel (Individual)	Series A	13.90	29.90		The company raised \$13.9 million of series A a...	Boulder, CO
14	<a href="#">10Acious</a>	01-Feb-2012	Early Stage VC	Series A	1.80		Celeb Investments, Don Blackburn (D...	The company raised \$1.8 million of Series A ve...	Louisville, KY
15	<a href="#">10X10 Room</a>	23-Sep-2012	Product Crowdfunding		0.08			The company raised \$75,886 of product crowd...	Lexington, MA
16	<a href="#">12 Labs</a>	24-May-2016	Early Stage VC		0.10		Serra Ventures	The company raised \$100,000 of venture fundi...	Palo Alto, CA
17	<a href="#">12 Labs</a>	05-Aug-2014	Seed Round	Seed	0.77	5.27	Marc Benioff (Marc Benioff), Serra Ve...	The company raised \$765,000 of seed funding ...	Palo Alto, CA
18	<a href="#">121nexus</a>	18-Oct-2016	Angel (Individual)	Angel	0.10			The company raised \$100,000 of angel funding...	Providence, RI
19	<a href="#">121nexus</a>	01-Jan-2014	Grant		0.23		National Science Foundation, Rhode ...	The company received \$225,000 of grant fundi...	Providence, RI
20	<a href="#">121nexus</a>	22-Jan-2013	Seed Round	Seed	0.50		Mayfly Capital	The company raised \$500,000 of seed funding ...	

Show 25 < 1 2 3 ... 1,255 >

Live chat





The list has been reorganized to show only the most recent deals first. Next, click Deal Size

PitchBook Search PitchBook... Help Pitchbook Support

## Companies & Deals 31,354 Deals

Search criteria (7) Modify Search

Deal Status: Completed Deal Date: From: 01-Jan-2012 Deal Option: Search on a full transaction Deal Type: All VC Stages Industry: Information Technology > Software Search Primary Industry Only Location: United States

Search HQ Only

Companies Deals Investors Analytics Charts

31,354 Deals View Add Columns Download to Excel Analytics Charts Public Financials

0 Selected Layout Deal General Informa... Save As

Select All Select Top 25 Invert Selected Deselect All

Select Page Show Selected Only Remove Selected

#	Company Name	Deal Date	Deal Type	Deal Type 2	Deal Size	Post Valuation	Investors	Deal Synopsis	HQ Location
1	WorldViz	22-Feb-2018	Later Stage VC	Series A1	1.84			The company raised \$1.84 million of Series A a...	Santa Barbara, CA
2	Vence	22-Feb-2018	Early Stage VC		2.70		Eniac Ventures (Vic Singh), Rabobank...	The company raised \$2.7 million of venture fu...	San Francisco, CA
3	Split.io	22-Feb-2018	Early Stage VC	Series B	17.00	65.00	Accel (Ping Li), Harmony Partners, Lig...	The company raised \$17 million of Series B ve...	Redwood City, CA
4	FanAI	22-Feb-2018	Seed Round	Seed	2.50	15.00	BDS Capital, Bitkraft Esports Venture...	The company raised \$2.5 million of Seed fundi...	Santa Monica, CA
5	Agent IQ	22-Feb-2018	Early Stage VC	Series A	6.30		ChinaRock Capital Management, Hun...	The company raised \$6.3 million of Series A ve...	San Francisco, CA
6	Zagster	21-Feb-2018	Later Stage VC		15.00		Edison Partners (Tom Vander Schaaff)	The company raised \$15 million of venture fun...	Cambridge, MA
7	Vectra (Network Management Sof...	21-Feb-2018	Later Stage VC	Series D	34.40	224.40	Accel, AME Cloud Ventures, Atlantic ...	The company raised \$36 million of Series D ve...	San Jose, CA
8	Shep	21-Feb-2018	Accelerator/Incubator				MassChallenge	The company joined MassChallenge as part of ...	Austin, TX
9	Mabi	21-Feb-2018	Early Stage VC	Series A	10.00		Amplify Partners, Charles River Vent...	The company raised \$10 million of Series A ve...	Boston, MA
10	Kukui	21-Feb-2018	Angel (individual)	Angel	1.60			The company raised \$1.59 million of angel fun...	San Jose, CA
11	Intello	21-Feb-2018	Seed Round	Seed	1.30		Blacktop Capital, BoxGroup, Clark Val...	The company raised \$1.3 million of seed fundi...	Woodmere, NY
12	Gabi (Personal Insurance Shopper)	21-Feb-2018	Early Stage VC	Series A	9.50		A Capital, Canvas Ventures (Rebecca ...	The company raised \$9.5 million of Series A ve...	San Francisco, CA
13	Event Farm	21-Feb-2018	Later Stage VC		1.39			The company raised \$1.38 million of a planned...	Santa Monica, CA
14	Dover Microsystems	21-Feb-2018	Seed Round	Seed	6.00		DRAPER, Hub Angels Investment Gro...	The company raised \$6 million of seed funding...	Waltham, MA
15	Binary VR	21-Feb-2018	Early Stage VC		5.84			The company raised \$5.8 million of venture fu...	Burlingame, CA
16	4me	21-Feb-2018	Seed Round	Seed	1.65	11.00	Storm Ventures (Arun Penmetsta)	The company raised \$1.65 million of seed fund...	Palo Alto, CA
17	Yottabyte	20-Feb-2018	Later Stage VC		2.08			The company raised \$2.08 million of venture f...	Bloomfield Townshi
18	Upper Hand	20-Feb-2018	Seed Round	Seed	1.25		Elevate Ventures (Kelly Schwedland)	The company raised \$1.25 million of seed fund...	Indianapolis, IN
19	Tunity	20-Feb-2018	Early Stage VC	Series A1	12.00	32.72	Adam Neumann, John Mack (John M...	The company raised \$12 million of Series A-1 v...	New York, NY
20	SparkCognition	20-Feb-2018	Early Stage VC	Series B	56.50	326.50	Boeing HorizonX (Steve Nordlund), B...	The company raised \$56.5 million of Series B f...	

Show 25 < 1 2 3 ... 1,255 >

Live chat



The list has been rearranged once again to display the largest Venture Capital deals since 2012. For example, we can see that Uber had the largest deal during this time period, when they received \$5.6 billion from their Series G financing in 2016.

**PitchBook** Search PitchBook... Help Pitchbook Support

Companies & Deals 31,354 Deals Modify Search

Search criteria (7)   
 Deal Status: Completed Deal Date: From: 01-Jan-2012 Deal Option: Search on a full transaction Deal Type: All VC Stages Industry: Information Technology > Software Search Primary Industry Only Location: United States Search HQ Only

Companies Deals Investors Analytics Charts

31,354 Deals View Add Columns Download to Excel Analytics Charts Public Financials

0 Selected   
 Select All Select Top 25 Invert Selected Deselect All   
 Select Page Show Selected Only Remove Selected   
 Layout Deal General Informa... Save As

#	Company Name	Deal Date	Deal Type	Deal Type 2	Deal Size	Post Valuation	Investors	Deal Synopsis	HQ Location
1	Uber	24-May-2016	Later Stage VC	Series G	5,600.00	66,600.00	Bank of America Merrill Lynch, Caspi...	The company raised \$5.6 billion of Series G ve...	San Francisco, CA
2	Snap (SNAP)	25-May-2016	Later Stage VC	Series F	1,808.56	20,000.00	Access Technology Ventures, Bench...	The company raised \$1.81 billion of Series F ve...	Los Angeles, CA
3	Uber	18-Feb-2015	Later Stage VC	Series E	1,600.48	42,800.48	ACE & Company, All Partovi (All Parto...	The company raised an additional \$1.6 billion ...	San Francisco, CA
4	Lyft	05-Dec-2017	Later Stage VC	Series H	1,500.00	11,500.00	AllianceBernstein, Apeiron Ventures, ...	The company raised \$1.5 billion of Series H ve...	San Francisco, CA
5	Uber	18-Jan-2018	Later Stage VC		1,250.00	69,575.00	SoftBank Group (Rajeev Misra)	The company raised \$1.25 billion of Series G1 ...	San Francisco, CA
6	Grail	11-Jan-2018	Early Stage VC		1,214.66			The company raised \$1214.65 million of ventu...	Los Angeles, CA
7	Uber	04-Dec-2014	Later Stage VC	Series E	1,200.00	41,200.00	Cota Capital, Fidelity Investments, Lo...	The company raised \$1.2 billion of Series E ven...	San Francisco, CA
8	Uber	06-Jun-2014	Later Stage VC	Series D	1,188.24	18,200.00	BlackRock Private Equity Partners, Ca...	The company raised \$1.19 billion of Series D v...	San Francisco, CA
9	Uber	31-Jul-2015	Later Stage VC	Series F	1,000.00	51,000.00	American Funds Insurance Series, Ba...	The company raised \$1 billion of Series F vent...	San Francisco, CA
10	OpenAI	11-Dec-2015	Grant		1,000.00		Amazon Web Services, Elon Musk (El...	The company received \$1 billion of grant fundi...	San Francisco, CA
11	Lyft	04-Jan-2016	Later Stage VC	Series F	1,000.00	5,500.00	Alibaba Group, Alwaleed Bin Abdulaz...	The company raised \$1 billion of Series F vent...	San Francisco, CA
12	Palantir Technologies	29-Jan-2016	Later Stage VC	Series K	880.00	20,529.38	Dover Madison Capital Management, ...	The company raised \$880 million of Series K ve...	Palo Alto, CA
13	Katerra	24-Jan-2018	Later Stage VC	Series D	865.00	3,000.00	Canada Pension Plan Investment Bo...	The company raised \$865 million of Series D v...	Menlo Park, CA
14	Cloudera (CLDR)	22-May-2014	Later Stage VC	Series F	740.00	4,111.11	Firsthand Technology Value Fund, Gr...	The company raised \$740 million of Series F1 v...	Palo Alto, CA
15	Lyft	12-Mar-2015	Later Stage VC	Series E	680.00	2,680.00	Alibaba Group, Altpoint Capital (Vadi...	The company raised \$680 million of Series E ve...	San Francisco, CA
16	Pivotal Software	09-May-2016	Later Stage VC	Series C	653.00	3,265.00	Dell EMC (Joseph Tucci), Ford (Marcy ...	The company raised \$653 million of Series C v...	San Francisco, CA
17	Palantir Technologies	09-Nov-2014	Later Stage VC	Series I	635.71	9,200.00	BlackRock Private Equity Partners, H...	The company raised \$635.7 million of Series I v...	Palo Alto, CA
18	Lyft	10-May-2017	Later Stage VC	Series G	600.00	7,500.00	AllianceBernstein, Baillie Gifford, InM...	The company raised \$600 million of Series G v...	San Francisco, CA
19	Wish	08-May-2015	Later Stage VC	Series E	514.00	3,517.00	Acequia Capital, Alpha Venture Partn...	The company raised \$514 million of Series E ve...	San Francisco, CA
20	Wish	16-May-2017	Later Stage VC	Series F	500.00	4,000.00	China Everbright, DST Global (Yuri Mi...	The company raised \$500 million of Series F ve...	San Francisco, CA

Show 25 < 1 2 3 ... 1,255 > Live chat



Since we're able to see the details surrounding each individual deal, let's try looking at the data as a whole. Click **Charts**

**PitchBook** Search PitchBook... Help Pitchbook Support

Companies & Deals **Charts** Modify Search

Search criteria (7) ▾

Deal Status: Completed Deal Date: From: 01-Jan-2012 Deal Option: Search on a full transaction Deal Type: All VC Stages Industry: Information Technology > Software Search Primary Industry Only Location: United States

Search HQ Only

Companies Deals Investors Analytics **Charts**

31,354 Deals View Add Columns Download to Excel Analytics Charts Public Financials

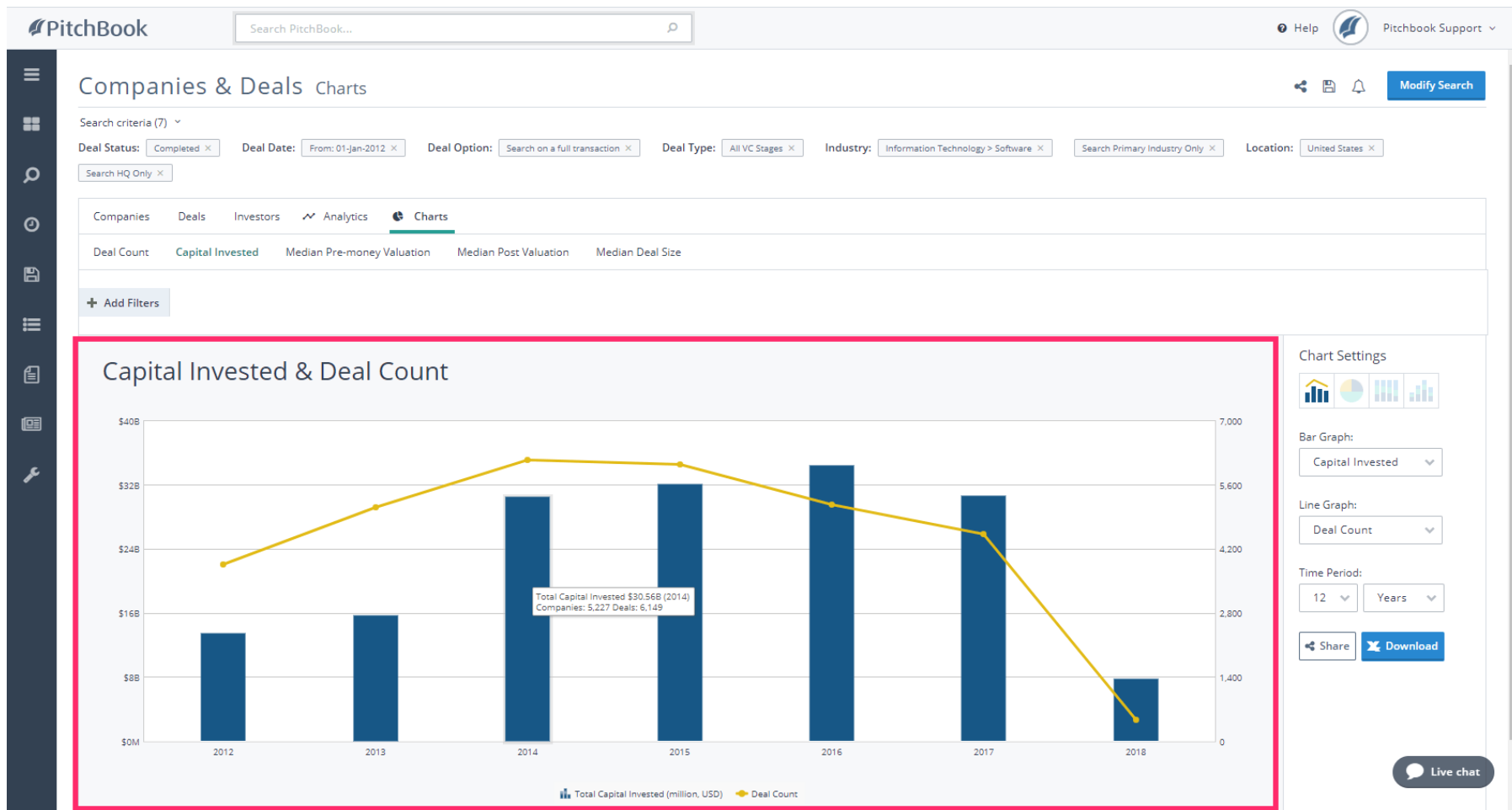
#	Company Name	Deal Date	Deal Type	Deal Type 2	Deal Size	Post Valuation	Investors	Deal Synopsis	HQ Location
1	Uber	24-May-2016	Later Stage VC	Series G	5,600.00	66,600.00	Bank of America Merrill Lynch, Caspi...	The company raised \$5.6 billion of Series G ve...	San Francisco, CA
2	Snap (SNAP)	25-May-2016	Later Stage VC	Series F	1,808.56	20,000.00	Access Technology Ventures, Bench...	The company raised \$1.81 billion of Series F ve...	Los Angeles, CA
3	Uber	18-Feb-2015	Later Stage VC	Series E	1,600.48	42,800.48	ACE & Company, All Partovi (All Parto...	The company raised an additional \$1.6 billion ...	San Francisco, CA
4	Lyft	05-Dec-2017	Later Stage VC	Series H	1,500.00	11,500.00	AllianceBernstein, Apeiron Ventures, ...	The company raised \$1.5 billion of Series H ve...	San Francisco, CA
5	Uber	18-Jan-2018	Later Stage VC		1,250.00	69,575.00	SoftBank Group (Rajeev Misra)	The company raised \$1.25 billion of Series G1 ...	San Francisco, CA
6	Grail	11-Jan-2018	Early Stage VC		1,214.66			The company raised \$1214.65 million of ventu...	Los Angeles, CA
7	Uber	04-Dec-2014	Later Stage VC	Series E	1,200.00	41,200.00	Cota Capital, Fidelity Investments, Lo...	The company raised \$1.2 billion of Series E ven...	San Francisco, CA
8	Uber	06-Jun-2014	Later Stage VC	Series D	1,188.24	18,200.00	BlackRock Private Equity Partners, Co...	The company raised \$1.19 billion of Series D v...	San Francisco, CA
9	Uber	31-Jul-2015	Later Stage VC	Series F	1,000.00	51,000.00	American Funds Insurance Series, Ba...	The company raised \$1 billion of Series F vent...	San Francisco, CA
10	OpenAI	11-Dec-2015	Grant		1,000.00		Amazon Web Services, Elon Musk (El...	The company received \$1 billion of grant fundi...	San Francisco, CA
11	Lyft	04-Jan-2016	Later Stage VC	Series F	1,000.00	5,500.00	Alibaba Group, Alwaleed Bin Abdulaz...	The company raised \$1 billion of Series F vent...	San Francisco, CA
12	Palantir Technologies	29-Jan-2016	Later Stage VC	Series K	880.00	20,529.38	Dover Madison Capital Management, ...	The company raised \$880 million of Series K ve...	Palo Alto, CA
13	Katerra	24-Jan-2018	Later Stage VC	Series D	865.00	3,000.00	Canada Pension Plan Investment Bo...	The company raised \$865 million of Series D v...	Menlo Park, CA
14	Cloudera (CLDR)	22-May-2014	Later Stage VC	Series F	740.00	4,111.11	Firsthand Technology Value Fund, Gr...	The company raised \$740 million of Series F1 v...	Palo Alto, CA
15	Lyft	12-Mar-2015	Later Stage VC	Series E	680.00	2,680.00	Alibaba Group, Atipoint Capital (Vadi...	The company raised \$680 million of Series E ve...	San Francisco, CA
16	Pivotal Software	09-May-2016	Later Stage VC	Series C	653.00	3,265.00	Dell EMC (Joseph Tucci), Ford (Marcy ...	The company raised \$653 million of Series C v...	San Francisco, CA
17	Palantir Technologies	03-Nov-2014	Later Stage VC	Series I	635.71	9,200.00	BlackRock Private Equity Partners, H...	The company raised \$635.7 million of Series I v...	Palo Alto, CA
18	Lyft	10-May-2017	Later Stage VC	Series G	600.00	7,500.00	AllianceBernstein, Bailie Gifford, InM...	The company raised \$600 million of Series G v...	San Francisco, CA
19	Wish	08-May-2015	Later Stage VC	Series E	514.00	3,517.00	Acequia Capital, Alpha Venture Partn...	The company raised \$514 million of Series E ve...	San Francisco, CA
20	Wish	16-May-2017	Later Stage VC	Series F	500.00	4,000.00	China Everbright, DST Global (Yuri Mi...	The company raised \$500 million of Series F ve...	San Francisco, CA
21	Snap (SNAP)	31-Dec-2014	Later Stage VC	Series D	485.63	10,000.00	Entrée Capital, GIC Private, Grupo Ar...	The company raised \$486 million of Series D v...	Los Angeles, CA
22	Instacart	15-Mar-2017	Later Stage VC	Series D	413.02	3,413.02	Andreessen Horowitz (Jeffrey Jordan), ...	The company raised \$413.02 million of Series ...	San Francisco, CA
23	Unity	23-May-2017	Later Stage VC	Series D	400.00	2,600.00	DFJ Growth (Barry Schuler), Sequoia ...	The company raised \$400 million of venture fu...	San Francisco, CA
24	Palantir Technologies	26-Nov-2014	Later Stage VC	Series J	400.00	15,350.00		The company raised \$400 million of Series J ve...	Palo Alto, CA
25	Machine Zone	05-Sep-2014	Later Stage VC	Series C	377.00	3,100.00	J.P. Morgan	The company raised \$377 million of Series C v...	Palo Alto, CA

Show 25 < 1 2 3 ... 1,255 >

Live chat

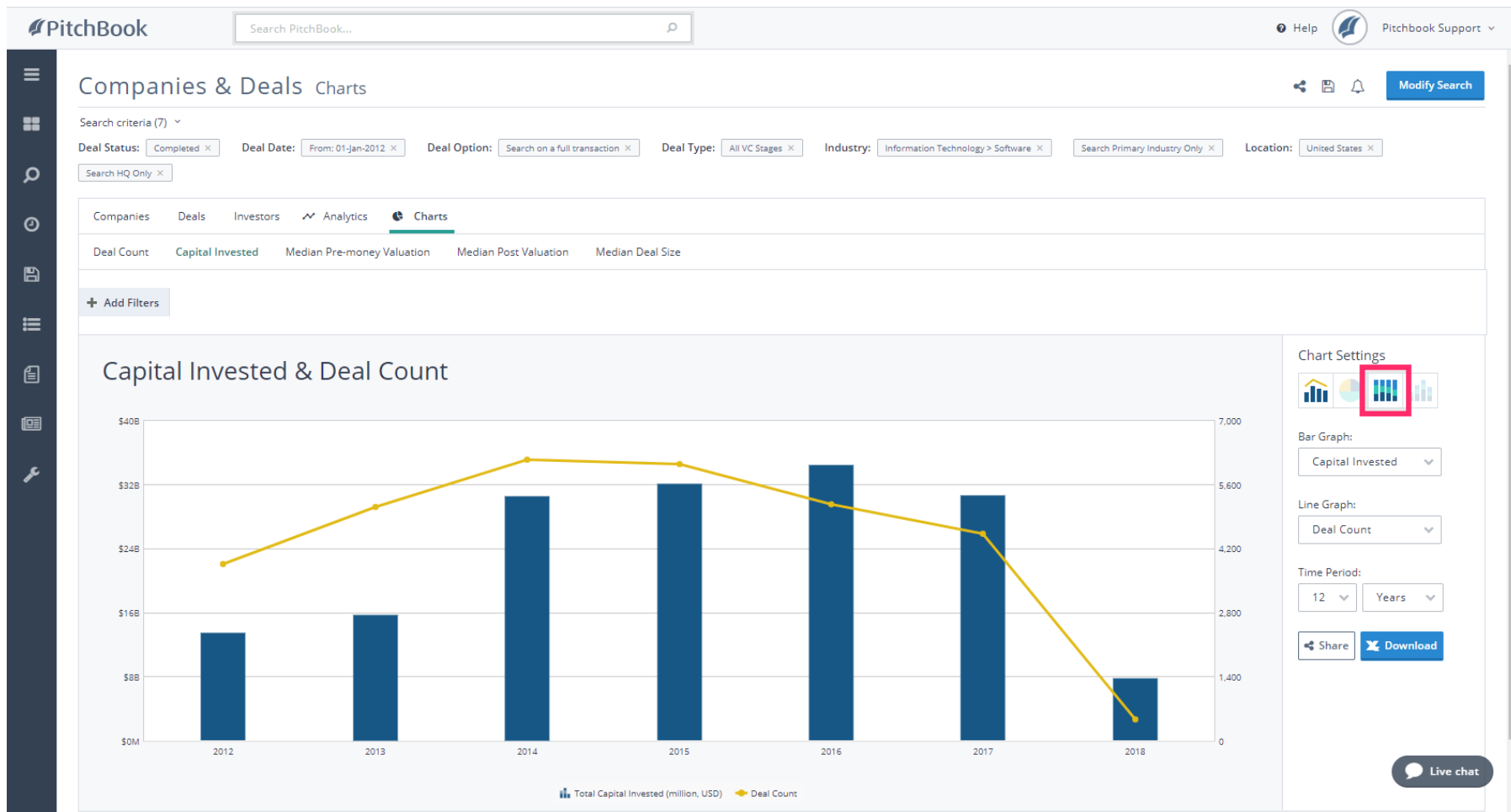


The chart displayed was generated using the data from our search results. We can see the number of transactions that happened each year and the sum of their combined deal sizes. By hovering over a data point, a pop-up appears with more details.



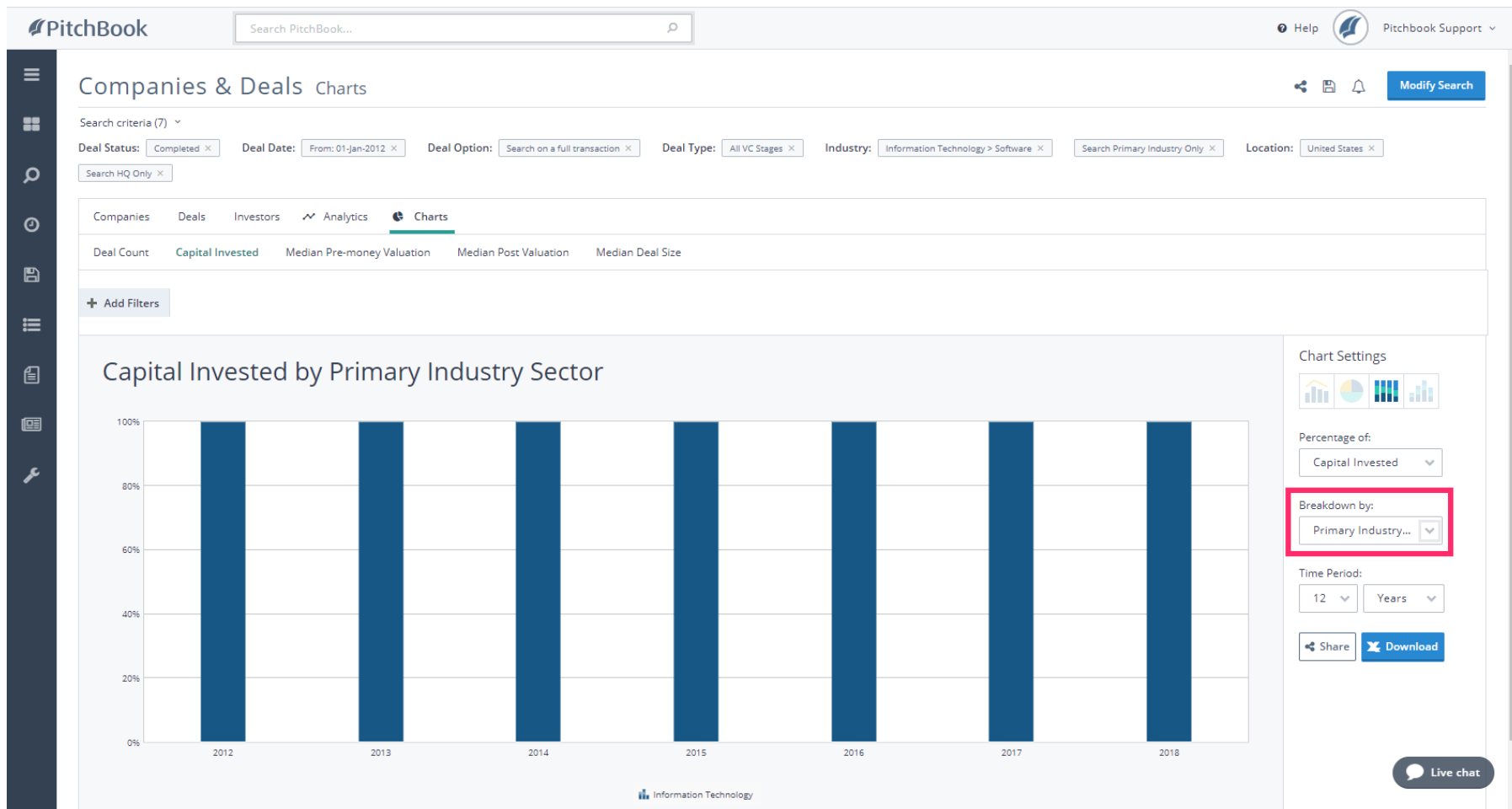


Under Chart Settings, we can change the data points used in the X-axis and Y-axis. For now, let's take a look at data using a different chart type. Click the **Stacked Bar Chart** icon.





This chart is currently looking at the ratio of capital invested into different industries. Since all the companies in our search share the same industry, this chart shows the same color throughout. Click **Breakdown by:**





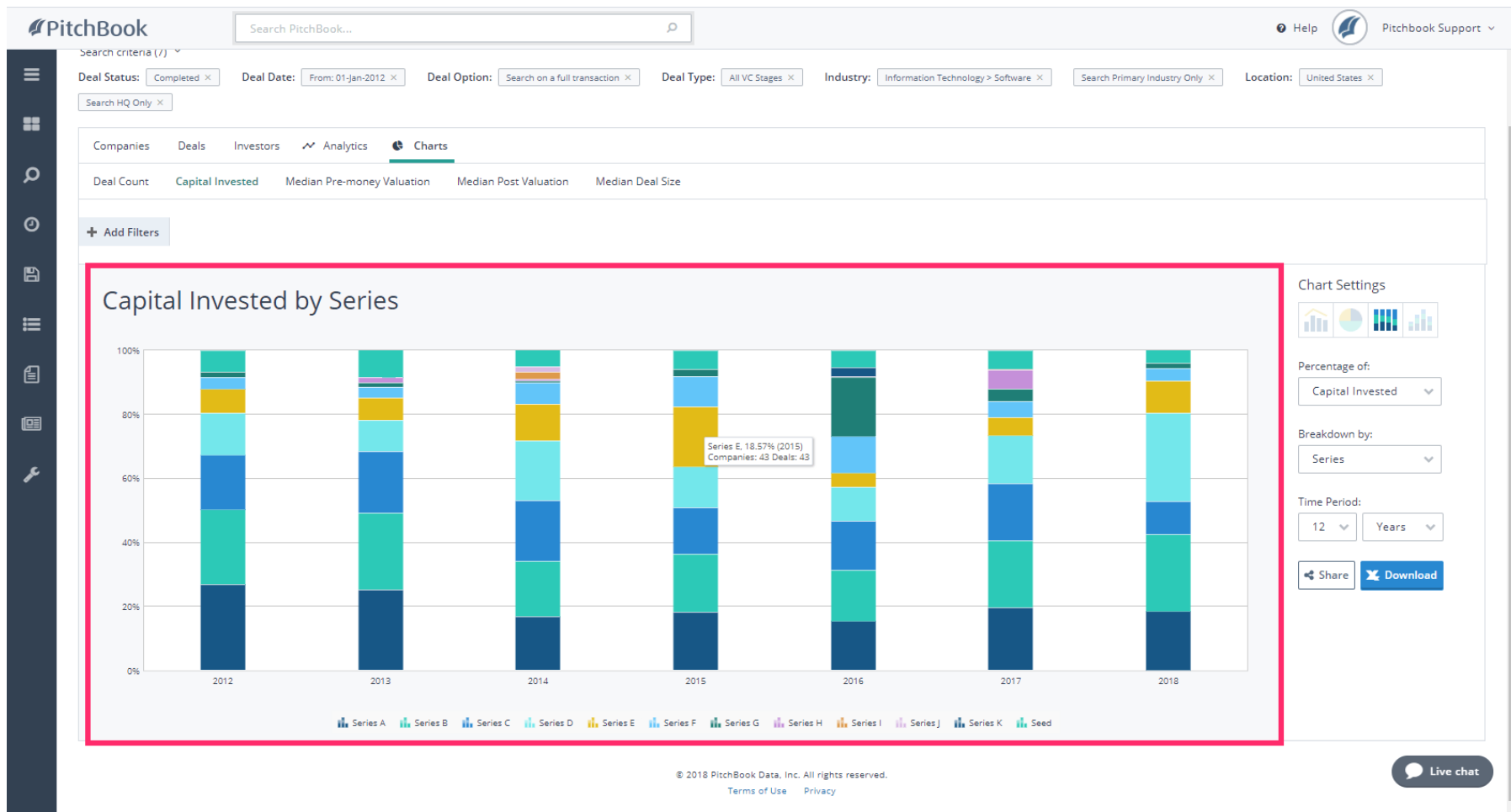
## Click Series

The screenshot shows the PitchBook interface with the following search criteria: Deal Status: Completed, Deal Date: From: 01-Jan-2012, Deal Option: Search on a full transaction, Deal Type: All VC Stages, Industry: Information Technology > Software, Search Primary Industry Only, Location: United States. The chart is titled 'Capital Invested by Primary Industry Sector' and shows 100% for each year from 2012 to 2018. The 'Series' dropdown menu is open, with 'Series' highlighted in red.

Year	Capital Invested (%)
2012	100
2013	100
2014	100
2015	100
2016	100
2017	100
2018	100



Our chart has changed to show the percentage of Capital Invested by Series for each year since 2012.







Click the **Pie Chart** icon

**PitchBook** Search PitchBook...

Search criteria (7) ▾

Deal Status: Completed × Deal Date: From: 01-Jan-2012 × Deal Option: Search on a full transaction × Deal Type: All VC Stages × Industry: Information Technology > Software × Search Primary Industry Only × Location: United States × Search HQ Only ×

Companies Deals Investors Analytics **Charts**

Deal Count Capital Invested Median Pre-money Valuation Median Post Valuation Median Deal Size

+ Add Filters

### Capital Invested by Series

100%  
80%  
60%  
40%  
20%  
0%

2012 2013 2014 2015 2016 2017 2018

Series A Series B Series C Series D Series E Series F Series G Series H Series I Series J Series K Seed

Chart Settings

Percentage of: Capital Invested ▾

Breakdown by: Series ▾

Time Period: 12 ▾ Years ▾

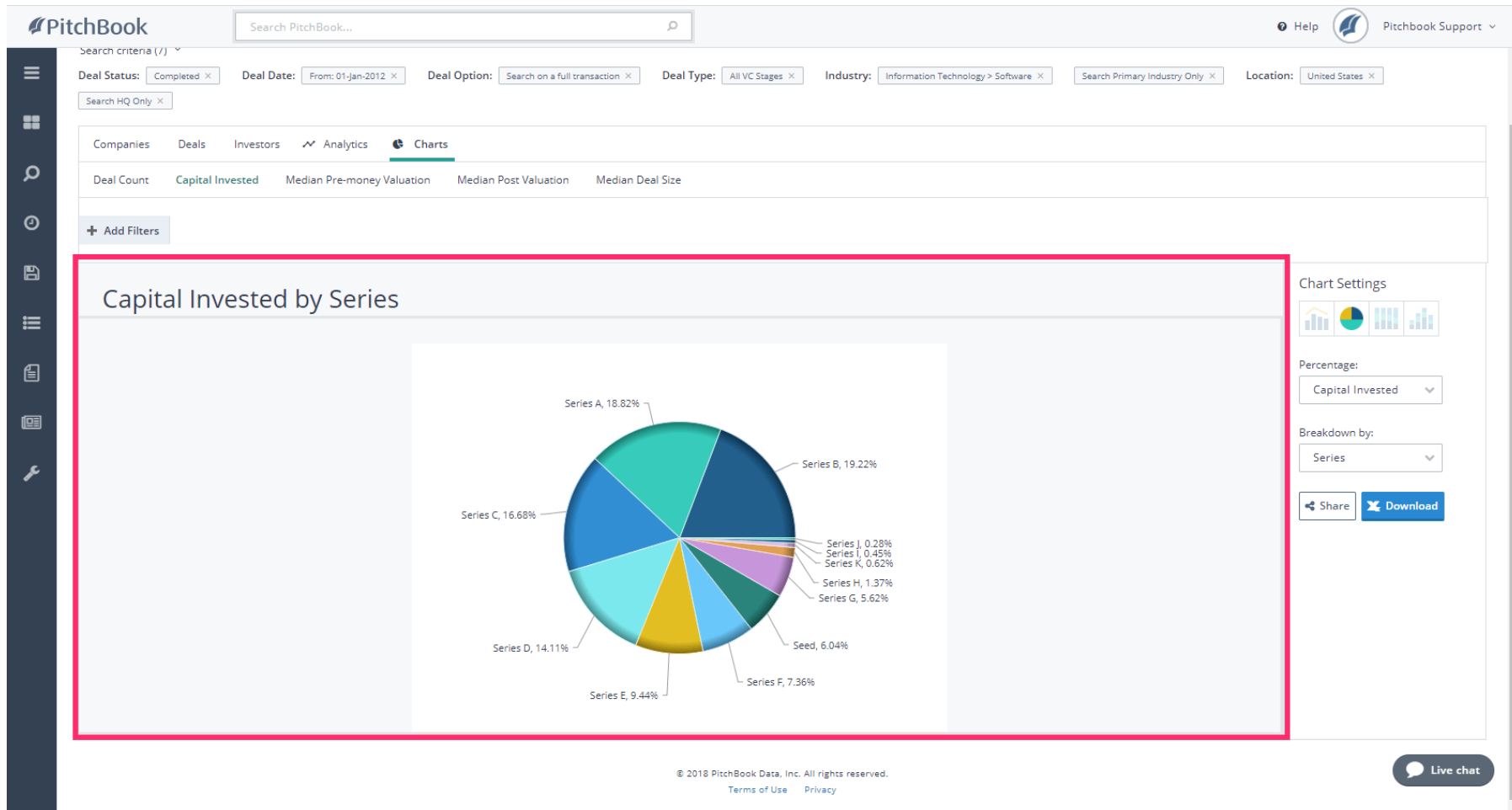
Share Download

© 2018 PitchBook Data, Inc. All rights reserved.  
Terms of Use Privacy

Live chat



We're looking at the same Capital Invested by Series data set, but instead of by year, we're looking at the entire list of deals from 2012 to the present. Let's change the settings to see how frequently each Series type occurred.





## Click Percentage:

The screenshot shows the PitchBook interface with the following search criteria: Deal Status: Completed, Deal Date: From: 01-Jan-2012, Deal Option: Search on a full transaction, Deal Type: All VC Stages, Industry: Information Technology > Software, Search Primary Industry Only, Location: United States. The 'Charts' tab is active, and the 'Capital Invested' filter is selected. The pie chart displays the following data:

Series	Percentage
Series A	18.82%
Series B	19.22%
Series C	16.68%
Series D	14.11%
Series E	9.44%
Series F	7.36%
Seed	6.04%
Series G	5.62%
Series H	1.37%
Series I	0.45%
Series J	0.28%
Series K	0.62%

The 'Chart Settings' panel on the right shows the 'Percentage:' dropdown menu highlighted with a red box, indicating that the chart is currently displaying data as a percentage of total capital invested.



# How to Search for Deal Activity

PitchBook Data



## Click Deal Count

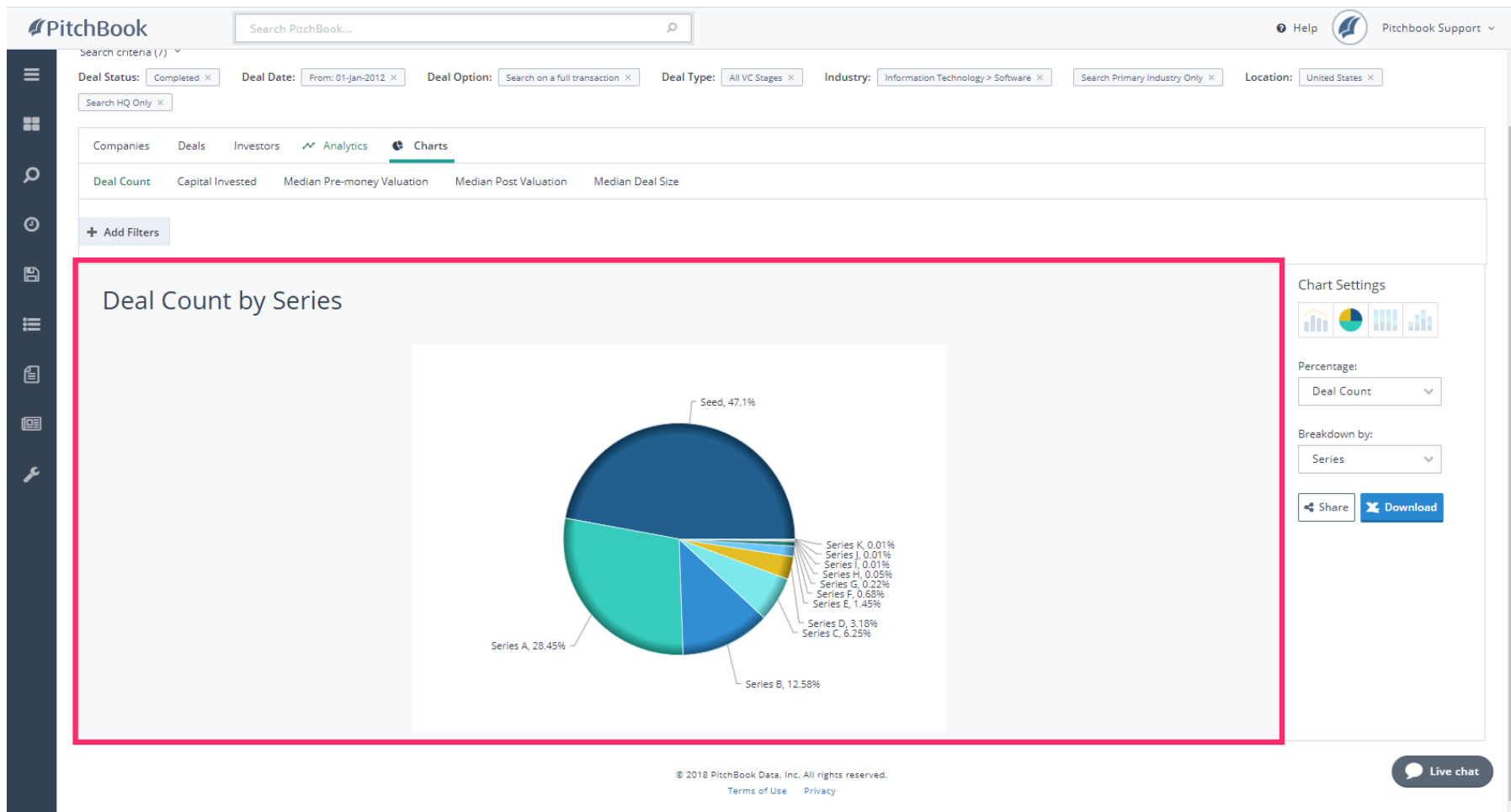
The screenshot shows the PitchBook interface with the following elements:

- Search Criteria:** Deal Status: Completed, Deal Date: From: 01-Jan-2012, Deal Option: Search on a full transaction, Deal Type: All VC Stages, Industry: Information Technology > Software, Location: United States.
- Navigation:** Companies, Deals, Investors, Analytics, Charts (selected).
- Sub-navigation:** Deal Count, Capital Invested, Median Pre-money Valuation, Median Post Valuation, Median Deal Size.
- Chart Title:** Capital Invested by Series
- Pie Chart Data:**

Series	Percentage
Series A	18.82%
Series B	19.22%
Series C	16.68%
Series D	14.11%
Series E	9.44%
Series F	7.36%
Seed	6.04%
Series G	5.62%
Series H	1.37%
Series I	0.45%
Series J	0.28%
Series K	0.62%
- Chart Settings:** Percentage: Capital Invested (selected), Deal Count (highlighted), Capital Invested, Series.
- Buttons:** Share, Download.
- Footer:** © 2018 PitchBook Data, Inc. All rights reserved. Terms of Use, Privacy.
- Live chat:** Live chat button.



For all the transactions that were pulled into our search results, we can now see that Seed rounds make up about 47% of the total, followed by Series A deals at 28.45%.





Now that we know how to chart our search results, let's view it in the form of a table. Click **Analytics**

The screenshot shows the PitchBook Analytics interface. At the top, there are search filters for Deal Status (Completed), Deal Date (From: 01-Jan-2012), Deal Option (Search on a full transaction), Deal Type (All VC Stages), Industry (Information Technology > Software), Search Primary Industry Only, and Location (United States). The 'Analytics' tab is highlighted in the navigation bar. Below the navigation bar, there are tabs for Deal Count, Capital Invested, Median Pre-money Valuation, Median Post Valuation, and Median Deal Size. The main content area displays a pie chart titled 'Deal Count by Series'. The chart shows the following data:

Series	Percentage
Seed	47.1%
Series A	28.45%
Series B	12.58%
Series C	6.25%
Series D	3.18%
Series E	1.45%
Series F	0.68%
Series G	0.22%
Series H	0.05%
Series I	0.01%
Series J	0.01%
Series K	0.01%

On the right side of the chart, there are 'Chart Settings' including a 'Percentage' dropdown set to 'Deal Count' and a 'Breakdown by' dropdown set to 'Series'. There are also 'Share' and 'Download' buttons. At the bottom of the page, there is a copyright notice: '© 2018 PitchBook Data, Inc. All rights reserved.' and a 'Live chat' button.



Rather than a visual display, the Analytics section presents the data in the form of a table where we can easily see the values. The default view shows us the deal count per year and medians regarding the deal size and valuation of the companies.

The screenshot shows the PitchBook Analytics interface. At the top, there are search filters for Deal Status (Completed), Deal Date (From: 01-Jan-2012), Deal Option (Search on a full transaction), Deal Type (All VC Stages), Industry (Information Technology > Software), Search Primary/Industry Only, and Location (United States). The main content area is titled 'Analytics' and displays a table with the following data:

Year	Deal Count	Capital Invested Median	Pre-money Valuation Median	Post Valuation Median
2018	473	4.00	25.00	35.20
2017	4,529	2.00	13.40	17.95
2016	5,168	1.27	11.18	15.00
2015	6,061	1.10	12.50	16.34
2014	6,149	1.00	11.53	15.78
2013	5,113	0.91	9.50	12.65
2012	3,861	1.00	9.73	13.88
All	31,354	1.14	11.50	15.38

At the bottom of the screenshot, there is a copyright notice: © 2018 PitchBook Data, Inc. All rights reserved. and a 'Live chat' button.



We can add new fields to further segment our initial data set. Click **Add New Field**

The screenshot shows the PitchBook Analytics interface. At the top, there is a search bar and navigation links for Help and Pitchbook Support. Below the search bar, search criteria are displayed: Deal Status (Completed), Deal Date (From: 01-jan-2012), Deal Option (Search on a full transaction), Deal Type (All VC Stages), Industry (Information Technology > Software), Search Primary Industry Only, and Location (United States). The main content area is divided into tabs for Companies, Deals, Investors, Analytics (selected), and Charts. A 'Current Template: Summary' dropdown and a 'Download' button are visible. A '+ Add Filters' button is located above the table. The table has a 'Year' column on the left and four data columns: Deal Count, Capital Invested Median, Pre-money Valuation Median, and Post Valuation Median. A red box highlights the '+ Add New Field' button in the header of the data columns. The table data is as follows:

Year	Deal Count	Capital Invested Median	Pre-money Valuation Median	Post Valuation Median
2018	473	4.00	25.00	35.20
2017	4,529	2.00	13.40	17.95
2016	5,168	1.27	11.18	15.00
2015	6,061	1.10	12.50	16.34
2014	6,149	1.00	11.53	15.78
2013	5,113	0.91	9.50	12.65
2012	3,861	1.00	9.73	13.88
All	31,354	1.14	11.50	15.38

At the bottom of the interface, there is a 'show empty rows/columns' checkbox, a copyright notice for PitchBook Data, Inc., and a 'Live chat' button.





## Click Series

The screenshot shows the PitchBook Analytics interface. At the top, there is a search bar and navigation tabs for Companies, Deals, Investors, Analytics (selected), and Charts. A 'Current Template: Summary' dropdown and a 'Download' button are visible. Below the navigation, there is an 'Add Filters' button. A table displays deal activity data with columns for Deal Count, Capital Invested Median, Pre-money Valuation Median, and Post Valuation Median. The 'Year' column is expanded to show a list of filters, with 'Series' highlighted in a red box. The table data is as follows:

Year	Deal Count	Capital Invested Median	Pre-money Valuation Median	Post Valuation Median
2018	473	4.00	25.00	35.20
2017	4,529	2.00	13.40	17.95
2016	5,168	1.27	11.18	15.00
2015	6,061	1.10	12.50	16.34
2014	5,149	1.00	11.53	15.78
2013	5,113	0.91	9.50	12.65
2012	3,861	1.00	9.73	13.88
All	31,354	1.14	11.50	15.38

The 'Series' filter in the dropdown menu is highlighted in a red box. The footer of the interface includes the copyright notice: © 2018 PitchBook Data, Inc. All rights reserved. Terms of Use Privacy. A 'Live chat' button is located in the bottom right corner.



We can now see the Deal Count and Capital Invested Median by Series. This is going to correlate directly to the charts we created previously, except now we can see the values more clearly. The Analytics section allows us to view other metrics too.

PitchBook Search PitchBook... Help Pitchbook Support

Companies & Deals Analytics Modify Search

Search criteria (7)   
 Deal Status: Completed   
 Deal Date: From: 01-Jan-2012   
 Deal Option: Search on a full transaction   
 Deal Type: All VC Stages   
 Industry: Information Technology > Software   
 Search Primary Industry Only   
 Location: United States   
 Search HQ Only

Companies Deals Investors **Analytics** Charts   
 Current Template: Custom Download

+ Add Filters

Year	Series	Series A				Series B				Series C				Series D	
		Deal Count	Capital Invested Median	Pre-money Valuation Median	Post Valuation Median	Deal Count	Capital Invested Median	Pre-money Valuation Median	Post Valuation Median	Deal Count	Capital Invested Median	Pre-money Valuation Median	Post Valuation Median	Deal Count	Capital Invested Median
2018		85	9.06	22.00	32.00	54	15.90	60.00	75.25	17	30.00	130.00	150.00	9	43.00
2017		681	6.30	18.00	25.00	323	15.00	46.50	62.35	163	25.00	118.80	150.91	68	42.50
2016		683	5.37	15.00	22.00	314	14.00	40.61	55.07	148	22.99	86.22	120.00	66	33.00
2015		752	5.00	15.04	20.95	326	12.50	41.00	55.93	152	20.00	100.41	124.50	99	24.00
2014		815	4.00	12.08	17.05	343	10.33	34.03	45.61	174	15.04	84.21	97.39	92	25.00
2013		667	3.50	9.43	12.76	277	8.22	30.94	40.10	150	12.44	60.41	76.78	73	13.00
2012		625	2.80	8.46	12.07	268	7.35	23.80	32.89	143	12.00	50.79	60.18	75	15.00
All		4,308	4.59	13.00	18.48	1,905	11.00	37.00	50.00	947	17.58	84.86	103.00	482	

show empty rows/columns Live chat



Click **X** to remove the Series field.

**PitchBook** Search PitchBook... Help Pitchbook Support

Search criteria (7)   
 Deal Status: Completed Deal Date: From: 01-jan-2012 Deal Option: Search on a full transaction Deal Type: All VC Stages Industry: Information Technology > Software Search Primary Industry Only Location: United States   
Search HQ Only

Companies Deals Investors **Analytics** Charts   
 Current Template: Custom Download

**+ Add Filters**

	Series A				Series B				Series C				Series D	
Year	Deal Count	Capital Invested Median	Pre-money Valuation Median	Post Valuation Median	Deal Count	Capital Invested Median	Pre-money Valuation Median	Post Valuation Median	Deal Count	Capital Invested Median	Pre-money Valuation Median	Post Valuation Median	Deal Count	Capital Invested Median
2018	85	9.06	22.00	32.00	54	15.90	60.00	75.25	17	30.00	130.00	150.00	9	43.00
2017	681	6.30	18.00	25.00	323	15.00	46.50	62.35	163	25.00	118.80	150.91	68	42.50
2016	683	5.37	15.00	22.00	314	14.00	40.61	55.07	148	22.99	86.22	120.00	66	33.00
2015	752	5.00	15.04	20.95	326	12.50	41.00	55.93	152	20.00	100.41	124.50	99	24.00
2014	815	4.00	12.08	17.05	343	10.33	34.03	45.61	174	15.04	84.21	97.39	92	25.00
2013	667	3.50	9.43	12.76	277	8.22	30.94	40.10	150	12.44	60.41	76.78	73	13.00
2012	625	2.80	8.46	12.07	268	7.35	23.80	32.89	143	12.00	50.79	60.18	75	15.00
All	4,308	4.59	13.00	18.48	1,905	11.00	37.00	50.00	947	17.58	84.86	103.00	482	22.21

show empty rows/columns

© 2018 PitchBook Data, Inc. All rights reserved. [Terms of Use](#) [Privacy](#) Live chat



Click **Add New Field**

The screenshot shows the PitchBook Analytics interface. At the top, there's a search bar and navigation links for Help and Pitchbook Support. The main header reads "Companies & Deals Analytics". Below this, search criteria are listed: Deal Status (Completed), Deal Date (From: 01-Jan-2012), Deal Option (Search on a full transaction), Deal Type (All VC Stages), Industry (Information Technology > Software), Search Primary Industry Only, and Location (United States). A "Search HQ Only" filter is also present. The interface includes tabs for Companies, Deals, Investors, Analytics (selected), and Charts. A "Current Template: Custom" dropdown and a "Download" button are visible. A "+ Add Filters" button is located above the table. The table has columns for Year, Deal Count, Capital Invested Median, Pre-money Valuation Median, and Post Valuation Median. The "Add New Field" button is highlighted with a red box. A "Live chat" button is in the bottom right corner.

Year	Deal Count	Capital Invested Median	Pre-money Valuation Median	Post Valuation Median
2018	473	4.00	25.00	35.20
2017	4,529	2.00	13.40	17.95
2016	5,168	1.27	11.18	15.00
2015	6,061	1.10	12.50	16.34
2014	6,149	1.00	11.53	15.78
2013	5,113	0.91	9.50	12.65
2012	3,861	1.00	9.73	13.88
All	31,354	1.14	11.50	15.38



# How to Search for Deal Activity

PitchBook Data



Click **US Regions**

The screenshot shows the PitchBook Analytics interface. The 'Add Filters' dropdown menu is open, listing various filter categories. The 'US Regions' filter is highlighted with a red box. The table below shows deal activity data for the years 2012 to 2018, with columns for Deal Count, Capital Invested Median, Pre-money Valuation Median, and Post Valuation Median.

Year	Deal Count	Capital Invested Median	Pre-money Valuation Median	Post Valuation Median
2018	473	4.00	25.00	35.20
2017	4,529	2.00	13.40	17.95
2016	5,168	1.27	11.18	15.00
2015	6,061	1.10	12.50	16.34
2014	6,149	1.00	11.53	15.78
2013	5,113	0.91	9.50	12.65
2012	3,861	1.00	9.73	13.88
All	31,354	1.14	11.50	15.38



We're now looking at the deal activity in US region, based on where the companies were located. From here, you can continue removing and adding fields or data points to create your own customized table.

The screenshot shows the PitchBook Analytics interface. The search criteria are: Deal Status: Completed, Deal Date: From: 01-Jan-2012, Deal Option: Search on a full transaction, Deal Type: All VC Stages, Industry: Information Technology > Software, Search Primary Industry Only, Location: United States. The table is titled 'Companies & Deals Analytics' and is currently displaying data for 'US Regions'.

Year	Mid Atlantic				Midwest				Mountain				South	
	Deal Count	Capital Invested Median	Pre-money Valuation Median	Post Valuation Median	Deal Count	Capital Invested Median	Pre-money Valuation Median	Post Valuation Median	Deal Count	Capital Invested Median	Pre-money Valuation Median	Post Valuation Median	Deal Count	Capital Invested Median
2018	108	4.13	20.00	30.12	6	2.22	33.00	22.67	33	1.59	15.00	20.00	23	5.20
2017	1,054	1.71	11.23	15.00	83	0.50	4.70	4.15	251	1.44	9.97	13.51	240	1.63
2016	1,158	1.20	10.57	12.95	105	0.12	4.25	8.50	285	0.57	7.00	11.00	259	1.00
2015	1,261	1.00	12.01	14.96	135	0.11	6.76	6.40	368	0.73	7.10	10.15	358	0.75
2014	1,337	0.75	9.37	12.15	130	0.25	4.82	5.70	335	0.61	8.44	10.86	331	0.55
2013	1,084	0.70	8.60	11.38	120	0.34	2.38	2.65	230	0.68	6.60	9.02	314	0.60
2012	730	0.80	7.98	10.51	66	0.48	18.15	22.65	192	0.85	8.56	11.71	182	1.00
All	6,732	1.00	10.00	12.80	645	0.25	5.95	6.49	1,694	0.76	8.15	11.00	1,707	0.71



You've now learned how to create a search to pull a list of deals, how to look at their individual transaction details, and how to view the data in the form of a chart or table.

The screenshot shows the PitchBook Analytics interface. At the top, there's a search bar and navigation links. Below that, search criteria are displayed: Deal Status (Completed), Deal Date (From: 01-Jan-2012), Deal Option (Search on a full transaction), Deal Type (All VC Stages), Industry (Information Technology > Software), Search Primary Industry Only, and Location (United States). The 'Analytics' tab is selected, and a table of deal activity is shown, filtered by US Regions (Mid Atlantic, Midwest, Mountain, South) and Year (2018, 2017, 2016, 2015, 2014, 2013, 2012, All). The table columns include Deal Count, Capital Invested Median, Pre-money Valuation Median, and Post Valuation Median for each region and year. A red box highlights the table area.

Year	Mid Atlantic				Midwest				Mountain				South	
	Deal Count	Capital Invested Median	Pre-money Valuation Median	Post Valuation Median	Deal Count	Capital Invested Median	Pre-money Valuation Median	Post Valuation Median	Deal Count	Capital Invested Median	Pre-money Valuation Median	Post Valuation Median	Deal Count	Capital Invested Median
2018	108	4.13	20.00	30.12	6	2.22	33.00	22.67	33	1.59	15.00	20.00	23	5.20
2017	1,054	1.71	11.23	15.00	83	0.50	4.70	4.15	251	1.44	9.97	13.51	240	1.63
2016	1,158	1.20	10.57	12.95	105	0.12	4.25	8.50	285	0.57	7.00	11.00	259	1.00
2015	1,261	1.00	12.01	14.96	135	0.11	6.76	6.40	368	0.73	7.10	10.15	358	0.75
2014	1,337	0.75	9.37	12.15	130	0.25	4.82	5.70	335	0.61	8.44	10.86	331	0.55
2013	1,084	0.70	8.60	11.38	120	0.34	2.38	2.65	230	0.68	6.60	9.02	314	0.60
2012	730	0.80	7.98	10.51	66	0.48	18.15	22.65	192	0.85	8.56	11.71	182	1.00
All	6,732	1.00	10.00	12.80	645	0.25	5.95	6.49	1,694	0.76	8.15	11.00	1,707	0.81